

TECHNICAL DATA SHEET - MODEL: CM850, CM850-S

peerless®

Flat Panel Corner Mount for 32" – 58" LCD and Plasma Screens

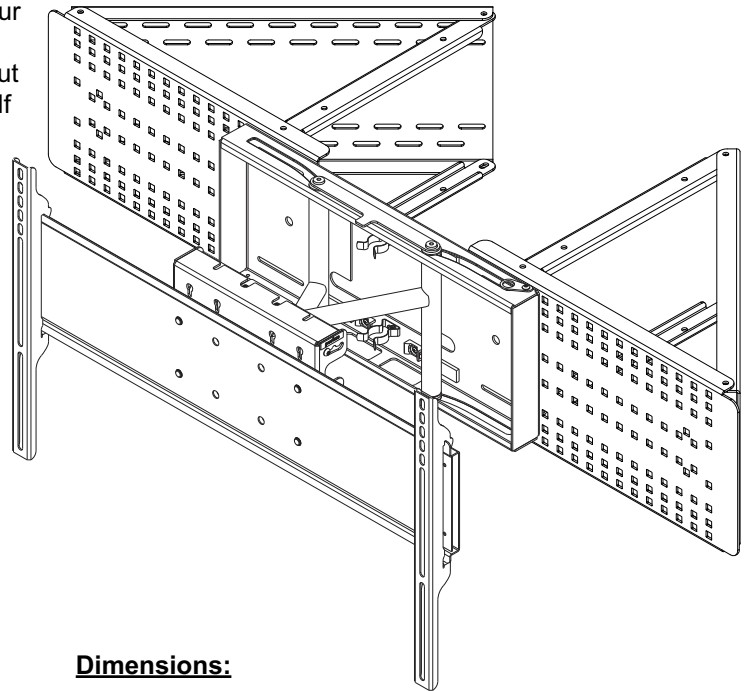
The industry's only direct corner mounting solution. CM850 allows screen to fit in the corner where space is limited and direct wall mounting is not an option. CM850 includes our SmartMount® SP850-UNL Pull-Out Swivel Mount. Arms expand to 10.75" to accommodate larger screens without having to adjust wall mounting placement. Optional shelf available to hold A/V equipment (sold separately).

Features:

- For screens 32" – 58"
- Allows screen to fit in corner where space is limited
- Includes SmartMount® SP850-UNL Pull-Out Swivel Mount
- Expandable arms accommodate multiple screen sizes without having to adjust wall mount placement
- Extend up to 10.75"
- Pull-out swivel with up to 90° rotation
- 0°, 5° or 10° lockable tilt
- Accessory shelf available for A/V components (sold separately)
- Mounts to wood studs, concrete, and cinder block

Accessories:

- ACC324(-S) - Shelving Unit for Corner Mount
- ACC930 - Fastener pack for speaker mounts



Dimensions:

Weight:
64.5 lbs (29.3 kg)

Shipping Carton #1 weight: 30.5 lbs (13.8 kg)

Shipping Carton #2 weight: 39 lbs (17.7 kg)

Maximum Load Capacity:

150 lbs (68.1 kg)

Shipping Carton #1 dimensions:

L = 46 in (1168 mm)

W = 12 in (305 mm)

H = 4 in (102 mm)

Shipping Carton #2 dimensions:

L = 32 in (813 mm)

W = 12 in (305 mm)

H = 4.69 in (119 mm)

ARCHITECTS SPECIFICATIONS

The Corner Mount shall be a Peerless model _____ and shall be located where indicated on the plans. It shall be constructed of heavy gauge cold rolled steel, steel tubing, and finished with scratch resistant Black or Silver Fused Epoxy. Assembly and installation shall be done according to instructions provided by the manufacturer.

Peerless Industries, Inc.
3215 W. North Ave. Melrose Park, IL 60160
708-865-8870 800-865-2112 Fax 708-865-2941

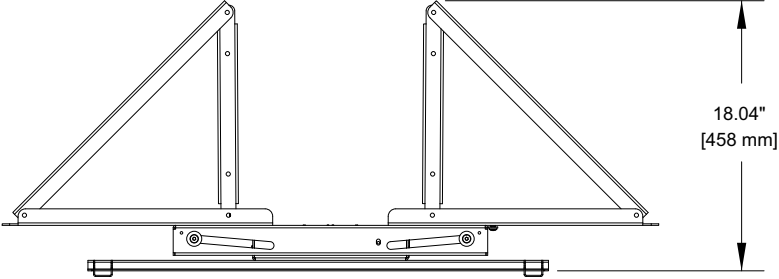
www.peerlessmounts.com

ISSUED: 08-14-08 SHEET NO: 202-9586-2 03-31-09

TECHNICAL DATA SHEET

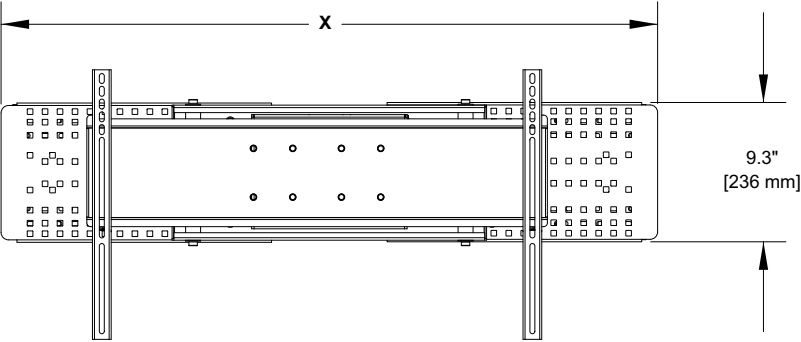
MODEL: CM850, CM850-S

ALL DIMENSIONS: inch [mm]

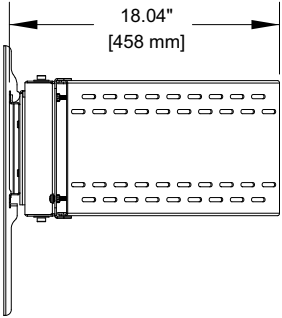


TOP VIEW

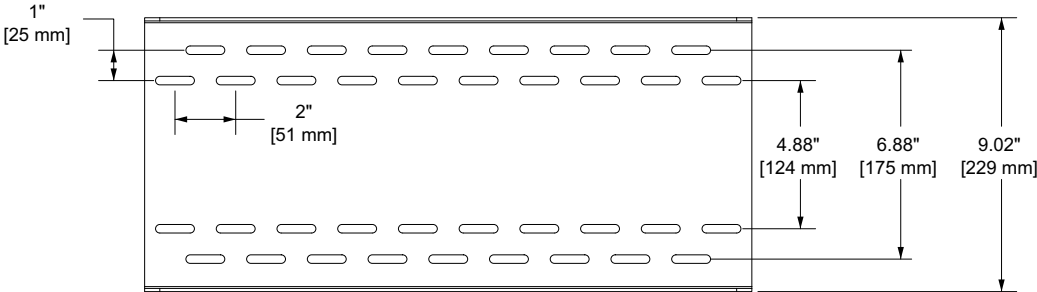
X DIMENSION	
MINIMUM	MAXIMUM
36.6" (930 mm)	43.8" (1113 mm)



FRONT VIEW



SIDE VIEW



WALL PLATE DETAIL