



DISCOVER YOUR STYLE



wissmann
 raumobjekte



art 118, p.24

> Walnut

> Walnut dark

> Oak black

> Oak

> Maple

> Beech

> Slate-effect

OVERVIEW

MEDIA FURNITURE	4
WINE RACKS	34
LIVING	36
WARDROBE	38
SHELVES	42
TABLES	44
BEDS	50
MIRROR	59
BEDSIDE TABLES	60
DRESSERS	62

WHAT BETTER WAY TO EXPRESS YOUR OWN STYLE THAN THROUGH YOUR PERSONAL HOME DÉCOR? THIS SIMPLE, COMPELLING QUESTION SPARKED OUR PHILOSOPHY OF DESIGNING ONLY EXPRESSIVE FURNITURE WITH A DISTINCTIVE CHARACTER AND PLENTY OF SCOPE FOR INDIVIDUALITY. HIGH-QUALITY MATERIALS, SUCH AS GENUINE SOLID WOOD WITH THICK, LAMINATED WOOD VENEERS, HIGH-GRADE BRUSHED STEEL, SPECIAL SLATE-EFFECT FINISHES AND PAINTED GLASS ARE ORCHESTRATED SKILLFULLY TOGETHER IN OUR PRODUCT LINES TO CREATE YOUR PERSONALIZED PRODUCT WITH A CLEAR, SOPHISTICATEDLY DISTINCTIVE LINES AND INTELLIGENT FUNCTIONALITY: "MADE IN GERMANY".

IN ADDITION TO A RANGE OF DIFFERENT TYPES OF WOOD, WE OFFER A SELECTION OF VARIOUS COLORS YOU CAN CHOOSE FROM. FOR A MORE DETAILED OVERVIEW PLEASE REFER TO THE BOTTOM OF THIS PAGE.

APART FROM THIS, WE WILL BE MORE THAN HAPPY TO CATER TO YOUR PERSONAL WISHES AND IDEAS RELATING TO COLORS, MATERIALS AND MEASUREMENTS. ALLOW YOURSELF TO BE INSPIRED BY OUR CATALOG! WE WISH YOU GREAT PLEASURE IN BROWSING THROUGH THESE PAGES!

DIPL.-ING. HOLGER WISSMANN
MANAGING DIRECTOR, HEAD DESIGNER

wissmann
raumobjektø

> RAL 9010
Pure white

> RAL 1013
Paint white

> RAL 0808090
Yellow

> RAL 1107077
Green


> RAL 0506080
Orange

> RAL 3000
Flame red

> RAL3005
Wine red

> RAL 7021
Light black

> RAL 9005
Deep black





»solution art112« standalone



TV HOLDER SOLUTION ART112

The functional design embodied in our solution range enables the TV screen to be mounted in such a manner as to hang very flat against the wall, and to be capable of being swiveled into any desired position, thus affording you a perfect view of the screen from anyplace in the room. Special feature: concealed cable management.

DIMENSIONS

- > size 1: TV screens up to approx. 49" (up to 50 kg)
80 cm (31,5") between horizontal cross struts; 64 cm (25,2") swivel arm; height 151 cm (59,8"), max. wall clearance 82 cm (32,3")
- > size 2: TV screens up to approx. 55" (up to 60 kg)
88 cm (34,6") between horizontal cross struts; 71 cm (28") swivel arm; height 158 cm (62,6"), max. wall clearance 89 cm (35")
- > size 3: TV screens up to approx. 70" (60 kg)
102 cm (40,1") between horizontal cross struts; 75 cm (29,5") swivel arm; height 173 cm (68,5"), max. wall clearance 93 cm (36,6")
- > size 4: TV screens up to approx. 80" (up to 75 kg): on demand
- > overall width: width of TV + 12 cm (4,7")
- > distance of center of TV screen from floor approx. 100 cm (39,4") (with 60" screens approx. 115 cm or 45,3")

MATERIAL

- > finely brushed stainless steel
- > regular steel, powder-coated

OPTIONS

- > AV board in 2 different sizes
- > cross struts and AV board in a different RAL color
- > overall height to customer specification
- > furnished with double stainless steel anchoring pivotal columns for use as free-standing installation (fixed to the floor).
- > holder for soundbar or center speaker (swiveling)
- > wall holder for corner mounting



TV HOLDER SOLUTION ART123

As in all models of our solution range, the art123 TV holder can also be swiveled into any desired position, thus affording an optimum view from anywhere in the room.

The cable routing is concealed in the anchoring pivotal column.

DIMENSIONS

- > size 1: For TV screens from 37" to 55" (up to 55 kg): 52 cm (20,5") swivel arm; max. wall clearance 61 cm (24"); height 142 cm (55,9")
- > size 2: For TV screens from 52" to 65" (up to 55 kg): 65 cm (25,6") swivel arm; max. wall clearance 74 cm (29,1"); height 150 cm (59")
- > center of TV screen: approx. 100 cm or 39,4" (from floor)
- > minimal clearance between wall and TV set (approx. 5 cm or 2")

MATERIAL

- > swivel arm: steel with stove-enamel finish (powder coating, dark grey)
- > anchoring pivotal column finely brushed stainless steel

OPTIONS

- > additional RAL color for anchoring pivotal column and/or swivel arm
- > overall height to customer specification
- > holder for soundbar or center speaker
- > AV-board (to swivel with the TV)





post art129 uniaxial



post art129 biaxial



TV HOLDER POST ART129

In this model, a stainless steel anchoring pivotal column provides the basis for a swiveling TV holder with concealed cable management. A TV set thus mounted can either be turned on the anchoring pivotal column (1 axes, up to 50 kg) or swiveled around it using the extendable arm (2 axes of motion, up to 35 kg). For TV screens from 37" to 60". (for different TV sizes upon request)

DIMENSIONS

- > diameter of anchoring pivotal column; 6 cm (2,4")
- > for use up to a ceiling clearance of 330 cm (129,9")
- > swivel arm (version with 2 axes of motion) 52 cm (20,5")
- > AV shelf: 47 x 40 cm (18,5" x 15,7")

MATERIAL

- > column in finely brushed stainless steel
- > steel with stove-enamel finish (powder coating, dark grey)

OPTIONS

- > additional RAL colors for the swivel arm
- > more than 330 cm
- > AV shelf (up to 3 pieces)
- > Holder for soundbar or centerspeaker
- > Cables entrance from the upside or from the downside



TIMELESS DESIGN





TV HOLDER PLATE ART117

High-quality shelf board made of wood, glass plate with painted reverse side or in slate-effect finish to support the television set. Concealed routing for all cables. As with the other models of the solution range, the TV can be swiveled in all directions.

For TV screens from 42" to 60" (up to 45 kg) (min. width of the TV is 110 cm (43"))

DIMENSIONS



- > shelf board: 118 x 56 cm (46,5" x 22")
- > wall clearance backside of the plate: 3 cm (1,2")
- > max. wall clearance: 62 cm (24,4")
- > max. plate clearance: 54 cm (21,3")
- > center of TV screen: approx. 100 cm or 39,4" (from floor)

MATERIAL

- > shelf board of wood or plate glass, in slate-effect or painted finish

OPTIONS

- > a selection of RAL colors
- > shelf board in different types of wood; glass plate or slate-effect finish
- > AV board left or right side of the plate
- > or AV board below the TV to be swiveled
- > holder for soundbar or center speaker allowed to swivel with the screen
- > swivel arm to the left or to the right





art128-Gr1



art128-Gr0



TV HOLDER SOLUTION ART128

Full swivel range for best angle of view (depending on the width of TV set)
concealed cable management.
Same functionality as our art123 but the vertical column in angular design.

DIMENSIONS

- > size 0: For TV screens from 32" to 39" (up to 20 kg): 42 cm (16,5") swivel arm; max. wall clearance 46 cm (18,1"); height 118 cm (46,5")
- > center of TV screen approx. 90 cm (35,4") from the floor
- > size 1: For TV screens from 40" to 55" (up to 35 kg): 55 cm (21,6") swivel arm; max. wall clearance 62 cm (24,4"); height 142 cm (55,9")
- > center of TV screen approx. 100 cm (39,4") from the floor

MATERIAL

- > swivel arm: steel powder coating, black
- > anchoring pivotal column finely brushed stainless steel

OPTIONS

- > additional RAL colors for the column
- > overall height to customer specification
- > holder soundbar or center speaker
- > AV board





PLATE ART126

This model features concealed routing for all cables. As with the other TV holders of the solution range, it is possible to swivel the TV set in all directions. For TV screens from 42" to 60" (of up to 35 kg and a minimum flat screen width of 110 cm)

DIMENSIONS (H X W X D)

- > panel: 100 cm x 45 x 4 cm
- > center of TV screen: approx. 100 cm (from floor)
- > max. clearance of TV set to wall: 55 cm
- > max. clearance of TV set to panel: 51 cm

MATERIAL

- > painted steel with fine textured finish, in matt black, white or aluminum silver

OPTIONS

- > a selection of RAL colors
- > AV-board laterally positioned (fixed mounting) or installed under screen (in this case allowed to swivel with screen)
- > holder for Sound Bar system or center speaker (swiveling)
- > also available without TV screen swivel-function
- > panel above TV screen stretches up to the ceiling



TV HOLDER SOLUTION ART121

As with TV holder of the whole solution range, TV holder art121 allows you to swivel the television into any required angle and affords you an optimum view, from anywhere in the room. Special feature: concealed cable management. In the park position, the model art121's anchoring pivotal column stand will always be positioned on the left hand side.

DIMENSIONS

- > size 1: for TV screens from 37" to 55" (up to 50 kg): 52 cm (20,5") swivel arm; height 144 cm (56,7"); max. wall clearance 60 cm (23,6")
- > size 2: for TV screens from 52" to 65" (up to 50 kg): 65 cm (25,6") swivel arm; height, 144 cm (56,7"); max. wall clearance 73 cm (28,7")
- > center of TV screen: approx. 100 cm or 39,4" (from floor)
- > minimal clearance between wall and TV set (approx. 6 cm or 2,4")

MATERIAL

- > painted steel with fine textured finish, in matt black, white or aluminum silver
- > swivel element (backside) in stainless steel

OPTIONS

- > additional RAL colors
- > overall height to customer specification
- > holder soundbar or center speaker
- > AV board



Plate art 126





Plate art 126 ceiling height



ELABORATE FUNCTIONALITY

TV HOLDER CEILING ART116

The minimalist design of art116 provides a maximum degree of functionality. With this holder it is possible to pull the TV into the room, to swivel it into the desired position and tilt it. The anchoring pivotal column also serves to conceal the cable management.

For TV screens from 40" to 70". (up to 45 kg)

DIMENSIONS

- > total height: available in 50 cm (19,7") lengths to adapt to any ceiling height
- > recommendation: center of TV screen approx. 100 cm or 39,4" (from floor)
- > linear movement 70 cm (27,5")

MATERIAL

- > painted steel with fine textured finish, in matt black, white or aluminum silver

OPTIONS

- > linear movement up to 150 cm (even more on request)
- > additional RAL colors
- > holder for Sound Bar or center speaker
- > AV board
- > ceiling installation box with stainless steel left- and right hand side





TV HOLDER TRIPOD ART130

Creative customers look for creative products.
 How to give your TV set an artistically appealing setting:
 Let the photos work their charm...
 Concealed in the posterior stand, the cables are routed downwards.
 For TV screens from 37" to 60". (max. TV height 85 cm, up to 50 kg)

DIMENSIONS

- > total height: 176 cm (69,3")
- > center of TV screen: approx. 100 cm or 39,4" (from floor)
- > distance between legs: 85 cm (33,5")
- > diameter of leg: 4 cm (1,6")

MATERIAL

- > powder-coated steel (black texture paint)
- > legs in finely brushed stainless steel

OPTIONS

- > holder for Sound Bar or center speaker
- > AV Board
- > color to customer specification (RAL)





art 111-r



art 111-e

TV HOLDER OMEGA ART111-R AND ART111-E

Less is more: this engagingly minimalist TV holder as a free-standing model is distinctive for its clean lines. Integrated concealed casters are available upon request.

The cable management is concealed within the vertical column.
Height of center of TV screen approx. 100 cm (from floor)

DIMENSIONS

- > column: 4 x 14 cm
- > size 1 circular: diameter of 58 cm (for TV from 40" to 55", 60 kg)
- > size 2 circular: diameter of 70 cm (for TV from 55" to 75", 70 kg)
- > size 1 rectangular: 1 x 58 x 45 cm (h x w x d), (for TV from 40" to 55", 60 kg)
- > size 3 rectangular: for TV screens up to 85" (upon request)

MATERIAL

- > painted steel with fine textured finish, in matt black, white or aluminum silver

OPTIONS

- > a selection of RAL colors
- > holder for Sound Bar system or center speaker
- > AV-board
- > concealed casters



art111 until 85"



STRAIGHT FORWARD STYLE



TV HOLDER MOVE ART125

As in our move art115 model, concealed casters allow smooth and easy travel. Concealed cable management.
For TV 40" to 60" (up to 50 kg)

DIMENSIONS (H X W X D)

- > center of TV screen: approx. 100 cm or 39,4" (from floor)
- > base: 22 x 55 x 40 cm (8,7" x 21,7" x 15,7")

MATERIAL

- > painted steel with fine textured finish, in matt black, white or aluminum silver

OPTIONS

- > holder for Sound Bar or center speaker
- > color to customer specification (RAL)

BOX ART124

A storage box that also allows you to conceal all cables and multiple sockets.

DIMENSIONS (H X W X D)

- > 16 x 65 x 35 cm (6,3" x 25,6" x 13,8")

MATERIAL

- > steel with stove-enamel finish (powder coating, black texture paint)
- > stainless steel feet

OPTIONS

- > additional RAL colors
- > double width (accommodates 2 appliances side by side)



art 118-s



art 118-w

TV HOLDER COLUMN ART118-S AND ART118-H

Whether you select the model with the column in black or in wood; the striking simplicity of this design will win you over! Concealed casters assure smooth and easy travel. This model also features concealed cable management. For TV screens from 40" to 60" (up to 55 kg)

DIMENSIONS (H X W X D)


- > Column in wood finish 143 x 15 x 7 cm
- > Column in steel: 136 x 14 x 4 cm
- > Pedestal in stainless steel: 3 x 68 x 41 cm
- > Center of screen approx. 100 cm (from floor)


MATERIAL

- > column in painted steel; a finely textured matt black finish
- > column in wood available in a selection of veneers
- > base in finely brushed stainless steel

OPTIONS

- > a selection of RAL colors
- > a selection of wood veneers
- > holder for Sound bar system or center speaker
- > AV-board





TV HOLDER MOVE ART115

Though its substantial weight allows art115's pedestal to guarantee a high degree of stability, its elegantly simple lines give it a light and airy design which serves as a perfect setting for any flat-screen TV set. Concealed storage space in the pedestal for cables and multiple sockets. Concealed casters allow smooth travel. Concealed cable management. For TV 40" to 60" (up to 45 kg)

DIMENSIONS (H X W X D)

- > total 130 x 69 x 42 cm (51,2" x 27,6" x 16,5")
- > pedestal 19 x 50 x 42 cm (7,5" x 19,7" x 16,5")
- > distance between pedestal and panel: 16 cm (6,3")
- > center of TV screen: approx. 100 cm or 39,4" (from floor)

MATERIAL

- > version in wood available
- > slate-effect finish or
- > painted surface (RAL), black, white, dark grey

OPTIONS

- > additional RAL colors
- > holder for Sound Bar or centerspeaker
- > different wood veneer



TV HOLDER FLAT ART135

At last! A holder for small TV sets! With concealed casters to allow smooth and easy travel and concealed cable management. For TV screens from 28" to 50" (up to 30 kg)

DIMENSIONS (H X W X D)

- > panel: 115 x 40 x 3 cm
- > base in stainless steel: 3 x 68 x 41 cm
- > center of TV screen approx. 95 cm (from floor)

MATERIAL

- > panel: wood finish or silk-matt painted surface (white, black, anthracite grey)
- > base in finely brushed stainless steel

OPTIONS

- > a selection of RAL colors
- > holder for Sound Bar system or center speaker
- > AV- board



TV HOLDER SWING ART120

This TV holder is a free-standing model available with integrated concealed casters upon request.
Rear-side concealed cable management.
Height of center of TV screen approx. 100 cm (from floor)

DIMENSIONS (H X W X D)

> 115 x 52 x 38 cm (for TV screens from 32" to 55", 50 kg)

MATERIAL

> painted steel with fine textured finish, in matt black, white or aluminum silver

OPTIONS

- > a selection of RAL colors
- > holder for Sound Bar system or center speaker
- > AV-board
- > concealed casters



TV HOLDER INDIVIDUAL ART110

Asymmetric design with concealed cable management.
On request invisible casters allow this model to be rolled smoothly and easily.
Concealed storage space in the vertical column for cables and multiple sockets.

DIMENSIONS (H X W X D)

- > size 1: for TV screens from 40" to 55": height, 135 cm (53,1")
- > size 2: for TV screens from 52" to 65": height 150 cm (59") (up to 35 kg)
- > base 15 x 72 x 36 cm (5,9" x 28,3" x 14,2")

MATERIAL

- > finely brushed stainless steel
- > base with slate-effect finish

OPTIONS

- > holder for Sound bar or center speaker
- > AV board
- > concealed casters

HIGH QUALITY AND INDIVIDUAL STYLE





TV HOLDER BALANCE ART131

This exceptional, multidirectionally versatile wonder of a holder, not only enables you to swivel your TV quite freely, but also to rotate it and adjust its height from the floor. There is no more exceedingly functional and impressive fashion to mount your TV set. With concealed cable management. Height of center of TV screen approx. 100 cm (from floor; adjustable)

DIMENSIONS (H X W X D)


- > column: 122 x 4 x 14 cm
- > base: diameter of 55 cm
- > for TV sets from 10 to 50 kg (and flat screen widths of up to 160 cm)
- > extendable arm: 100 cm + 75 cm

MATERIAL

- > painted steel with fine textured finish, in matt black, white or aluminum silver
- > finely brushed stainless steel

OPTIONS

- > a selection of RAL colors
- > holder for Sound Bar system or center speaker
- > AV-board



SMART AND STYLISH



TV HOLDER TWIN ART114

Concealed cable management. Integrated concealed casters upon request.

DIMENSIONS (H X W X D)

- > size 1: for TV 37" to 55" (up to 45 kg): Base 10 x 100 x 18 cm (3,9" x 39,4" x 7")
- > size 2: for TV 55" to 70" (up to 75 kg): Base 10 x 135 x 18 cm (3,9" x 53,1" x 7")
- > size 3: for TV up to 85" (on request)
- > total height: approx. 135 cm
- > center of TV screen: approx. 100 cm or 39,4" (from floor)

MATERIAL

- > finely brushed stainless steel
- > base with slate-effect finish

OPTIONS

- > base in wood or in slate-effect finish
- > holder for Sound bar or center speaker
- > AV board
- > base cabinet in wood or painted (RAL) to customer specification
- > breadth of base 35 (13,8") instead of 18 cm (7")
- > concealed casters



art 122

STYLISH LIVING



SET OF SHELVES PROP ART145

Whether for use as hi-fi rack or bookcase or for shoes! prop art145 is eminently versatile.

The asymmetrical arrangement of the shelf boards, in addition to the coat of paint on the underside of the glass plate shelf boards turn this set of shelves into a highlight for your living room.

DIMENSIONS (H X W X D)

- > anchoring pivotal column 190 x 13 x 6 cm (74,8" x 5,1" x 2,4")
- > shelf boards for hi-fi rack 46 x 37 cm (18,1" x 14,6") (up to 15 kg per shelf board)

MATERIAL

- > glass plate shelf boards (painted on the underside)
- > painted steel with fine textured finish, in matt black, white or aluminum silver

OPTIONS

- > anchoring pivotal column in different RAL color
- > color of plate glass shelf boards to customer specification (RAL)

COFFEE TABLE LIGHT ART571

With concealed integrated casters

DIMENSIONS (H X W X D)

- > 30 x 86 x 55 cm (11,8" x 33,9" x 21,7")
- > other measurements possible upon request

MATERIAL

- > wood veneer or painted finishes available

OPTIONS

- > tabletop also available in slate-effect finish



art 571

SIDEBOARD ART122

A product that adapts deftly to your wishes – whether you need 6 or 8 compartments, 2 or 8 drawers or a model with a TV swivel arm...this is the answer!

Special: cable openings on the back of the compartments and concealed storage space on the back for cables and multiple sockets

DIMENSIONS (H X W X D)

- > 50 x 160 x 38 cm; 19,7" x 63" x 15" (with 6 compartments)
- > 50 x 205 x 38 cm; 19,7" x 80,7" x 15" (with 8 compartments)
- > interior compartments: 15 x 47 cm; 5,9" x 18,5" (h x w)

MATERIAL


- > wood veneer or painted
- > glass plate in your desired RAL color

OPTIONS

- > number of drawers to customer specification
- > width to customer specification (4 or 8 compartments)

SIDEBOARD ART119

Like a version of the art122 sideboard but without glass elements. A product that adapts to your wishes.



33



WINE RACK ELASTIC ART580

The wine will become a design object in the livingroom. Wine is much more pleasure now than to drink it only!
10 bottles are held securely in place by high quality elastic bands.

DIMENSIONS (H X W X D)


- > wall mounted version: 180 x 13 x 6 cm (70,9" x 5,1" x 2,4")
- > stand version (with stainless steel base): 188 x 13 x 6 cm (74")

MATERIAL

- > wood with slate-effect finish
- > base of finely brushed stainless steel

OPTIONS

- > without base (wall-mounted version)
- > selection of RAL colors





COFFEE TABLE SWING ART573

Sleek and eminently functional!
 Concealed casters allow you to slide this coffee table smoothly, right up to your sofa. At last have your drink within easy reach!

- DIMENSIONS (H X W X D)**
- > 49 x 32 x 42 (19,3" x 12,6" x 16,5")
 - > Base: 11 x 32 x 35 (4,3" x 12,6" x 13,8")

- MATERIAL**
- > painted steel with fine textured finish, in matt black, white or aluminum silver
 - > base in slate-effect finish

- OPTIONS**
- > a selection of RAL colors



COFFEE TABLE MOVE ART574

Sleek and eminently functional!
 Concealed casters allow you to slide this coffee table smoothly, right up to your sofa. At last have your drink within easy reach!

- DIMENSIONS (H X W X D)**
- > 50 x 85 x 45 cm (19,7" x 33,5" x 17,7")
 - > tabletop: 85 x 33 cm (33,5" x 13")

- MATERIAL**
- > painted steel with fine textured finish, in matt black, white or aluminum silver
 - > Plate glass tabletop (available in a selection of RAL colors)

- OPTIONS**
- > a selection of RAL colors
 - > plate glass top in a selection of RAL colors



OCCASIONAL TABLE ART519

A versatile occasional table for plants, for use as a night table or as coffee table, etc...

- DIMENSIONS**
- > height: 35, 50 or 70 cm (13,8", 19,7" or 27,6")
 - > diameter: 32 or 45 cm (12,6" or 17,7")

- MATERIAL**
- > finely brushed stainless steel with plate-surfaces in slate-effect finish





art 595



art 596



art 595-s



art 597

SHOE BIN FLEX ART595 AND ART596

We proudly present our flex range of articles: for use as shoe bin or storage box. Sleek, exceptional and highly versatile! In sizes for holding 1 to 3 shoes. The lids of these collapsible boxes feature a window through which you could view the contents.

The lid is fixed in place by concealed magnets.

The items of the flex range are available with mirror (flex art596), or without mirror (flex art595). In addition to this, the items are available either for wall-mounting or furnished with stainless steel base.

DIMENSIONS (H X W X D)

- > 202 x 39 x 27 cm (79,5" x 15,4" x 10,6")
- > box: 12 x 38 x 26 cm (4,7" x 15" x 10,2")

MATERIAL

- > painted steel with fine textured finish, in matt black, white or aluminum silver
- > base of finely brushed stainless steel (optional)
- > the collapsible boxes of cardboard are sealed against humidity

OPTIONS

- > box with front and lid in black, sides and interior in green
- > box in white
- > box with front and lid in black, sides and interior in silver grey
- > box with front and lid in anthracite grey, sides and interior in white
- > body element available in a selection of RAL colors
- > Base of stainless steel

WARDROBE RACK FLEX ART597

The simple, sleek lines and the mix of high-quality materials that make up this wardrobe rack will blend in perfectly into your home's main entry. Just perfect as solitaire or in combination with the shoe bins art595 or art597.

DIMENSIONS (H X W X D)

- > 7 x 137 x 28 cm (with 2 rods for hangers) (2,8" x 53,9" x 11")
- > 7 x 198 x 28 cm (with 3 rods for hangers) (2,8" x 78" x 11")

MATERIAL

- > painted steel with fine textured finish, in matt black, white or aluminum silver
- > Finely brushed stainless steel

OPTIONS

- > a selection of widths (2 or 3 rods for hangers)
- > a selection of RAL colors



39



art 590

WARDROBE RACK ART590

DIMENSIONS (H X W X D)

- > 3 rods for hangers 200 x 253 x 35 cm (78,7" x 99,6" x 13,8")
- > 2 rods for hangers 200 x 193 x 35 cm (78,7" x 76" x 13,8")
- > Cabinet: 50 x 75 x 35 cm (19,7" x 29,5" x 13,8")
- > Element with drawer: 18 x 75 x 35 cm (7,1" x 29,5" x 13,8")

MATERIAL

- > wood or painted finish
- > legs in finely brushed stainless steel

OPTIONS

- > mirror with frame (for wall-mounted version)
- > a selection of widths (2 or 3 rods for hangers)

WARDROBE RACK ART591

The mirrored cabinet can be used to store shoes away elegantly.

DIMENSIONS (H X W X D)

- > 3 rods for hangers 200 x 264 x 32 cm (78,7" x 103,9" x 12,6")
- > 2 rods for hangers 200 x 204 x 32 cm (78,7" x 80,3" x 12,6")
- > mirrored cabinet: 180 x 70 x 32 cm (70,9" x 27,6" x 12,6")

MATERIAL

- > wood or painted finish
- > rod of brushed stainless steel

OPTIONS

- > a selection of widths (2 or 3 rods for hangers)



art 591



LAMP HELIX ART568


Less is more!
E14 bulb (LED bulb recommended)

DIMENSIONS

- > height: 170 cm (66,9")
- > glass plate: 25 x 22 cm (h x w) (9,8" x 8,7")

MATERIAL

- > painted steel with fine textured finish in matt black
- > stainless steel
- > glass plate with frosted finish



LESS IS MORE





art 598-w

WALL ART598-W AND ART598-B

A shelving system distinctive for its minimalist lines and modular versatility. Whether in your living or kitchen area, or in your office, it is an admirably simple and practical alternative! The office version is reinforced and can thus accommodate up to 9 heavy, full, loose-leaf ring binders.

DIMENSIONS (H X W X D)


> 25 x 77 x 30 cm

MATERIAL

> painted steel with fine textured finish, in matt black, white or aluminum silver

OPTIONS

> a selection of RAL colors



art 598-b



FUNCTIONAL AND VERSATILE



LIVING



43



TABLES FROM WISSMANN RAUMOBJEKTE ARE ALWAYS DESIGNED WITH THE AIM OF SETTING EXCITING TRENDS IN HOME FURNISHING BY COMBINING SUPERLATIVE DESIGN WITH SOPHISTICATED CONSTRUCTION.

TABLE LOFT ART604

DIMENSIONS (H X W X D)

- > tabletop 4 x 160/190/220 x 95 cm (1,6" x 63"/74,8"/86,6" x 37,4")
- > height of table: 74 cm (29,1")
- > legs: 72 x 12 x 12 cm (28,3" x 4,7" x 4,7")

MATERIAL

- > tabletop in real wood veneer or with painted finish
- > finely brushed stainless steel

OPTIONS

- > legs in wood or slate-effect finish
- > dimensions on request

TABLE QUAD ART608

DIMENSIONS (H X W X D)

- > tabletop: 4 x 160/180/200/220 x 100 cm (1,6" x 63"/70,9"/78,7"/86,6" x 39,4")
- > height of table: 73 cm (28,7")
- > legs: 73 x 12 x 12 cm (28,7" x 4,7" x 4,7")

MATERIAL

- > legs: painted steel with fine textured finish, in matt black, white or aluminum silver
- > tabletop: with smooth silk matt finish or genuine wood veneer on natural timber

OPTIONS

- > a selection of RAL colors
- > dimensions to customer specification





TABLE GLAS ART605

The outstanding design of the glas art605 table with its exceedingly thin top lends the piece light and airy lines.

DIMENSIONS (H X W X D)

- > tabletop: 1 x 160/180/200/220 x 100 cm (0,4" x 63"/70,9"/78,7"/86,6 x 39,4")
- > height of table: 73 cm (28,7")
- > legs: 74 x 6 x 14 cm (29,1" x 2,4" x 5,5")

MATERIAL

- > tabletop of glass plate, painted on underside (RAL colors)
- > legs slate effect

OPTIONS

- > a selection of RAL colors
- > dimensions to customer specification




TABLE SINGLE ART609

The minimalist alternative that meets all needs: a rock-steady table on just one leg.

DIMENSIONS (H X W X D)

- > tabletop: 4 x 160/180/200/220 x 100 cm (1,6" x 63"/70,9"/78,7"/86,6" x 39,4")
- > height of table: 74 cm (29,1")
- > leg: 12 x 12 cm (4,7" x 4,7")
- > base: 4 x 120 x 62 cm (1,6" x 47,2" x 24,4")


MATERIAL

- > painted steel with fine textured finish, in matt black, white or aluminum silver
- > tabletop: with smooth silk matt finish or genuine wood veneer on natural timber
- > finely brushed stainless steel

OPTIONS

- > a selection of RAL colors
- > dimensions to customer specification





TIMELESS AESTHETICS

TABLE INNER ART610

Your new table will garner amazed looks of admiration, thanks to its novel design.

DIMENSIONS (H X W X D)

- > tabletop: 4 x 160/180/200/220 x 100 cm (1,6" x 63"/70,9"/78,7"/86,6" x 39,4")
- > height of table: 74 cm (29,1")
- > legs: 74 x 14 x 116 cm (29,1" x 5,5" x 45,7")

MATERIAL

- > legs: Painted steel, finely textured, in matt black, white or aluminum silver
- > tabletop: with smooth silk matt finish or genuine wood veneer on natural timber

OPTIONS

- > a selection of RAL colors
- > dimensions to customer specification



TABLE LOFT ART604

DIMENSIONS (H X W X D)

- > tabletop 4 x 160/190/220 x 95 cm (1,6" x 63"/74,8"/86,6" x 37,4")
- > height of table: 74 cm (29,1")
- > legs: 72 x 12 x 12 cm (28,3" x 4,7" x 4,7")

MATERIAL

- > tabletop in real wood veneer or with painted finish
- > finely brushed stainless steel

OPTIONS

- > legs in wood or slate-effect finish
- > dimensions on request



art 319-b



art 319-e

BED PURE ART319

A lingering impression of lightness; a concealed slatted frame.

DIMENSIONS

- > to customer specification (140-220 cm) (Queen, King size etc.)
- > bottom edge of mattress: 21 cm or 8,3" (adjustable to customer specification)
- > height of headboard: 50 cm (19,7") (4 cm, 1,6" thick)

MATERIAL

- > smooth silk matt finish or
- > genuine wood veneer on natural timber or
- > slate effect

OPTIONS

- > folding table integrated into headboard
- > customized slatted frame available
- > concealed pedestal for waterbeds available
- > three different models of legs available (pls. see following pages)



art 319-s

BED PURE ART319

three different models of legs available

- > 319-b: wide blocks (35 x 40 x 40 cm or 13,8" x 15,7" x 15,7" – h x w x d)
- > 319-s: narrow blocks (35 x 30 x 30 cm or 13,8" x 11,8" x 11,8" – h x w x d)
- > 319-e: bed with one leg, floating



CANOPY BED LOFT ART317

A sumptuously cozy four-poster canopy bed. The harmonious blend of woods, brushed stainless steel and light-colored textiles create a dreamlike atmosphere in your bedroom.

DIMENSIONS (H X W X D)

- > height 210 cm (82,7") x 140/160/180/200 x 200cm
- > Queen, King size etc.
- > extra-large sizes up to 220 cm available
- > legs, 12 x 12 cm (4,7" x 4,7")

MATERIAL

- > wood or painted finish
- > finely brushed stainless steel

OPTIONS

- > headboard with or without stainless steel trim
- > flush or raised stainless steel bolt fittings to hold the bed together
- > headboard height, 50 cm or 60 cm (19,7" or 23,6")

NIGHT TABLE ART317-NT

DIMENSIONS (H X W X D)





- > 42 or 50 x 66 x 35 cm (16,5" or 19,7" x 26" x 13,8")



MATERIAL

- > wood or painted finish
- > finely brushed stainless steel

OPTIONS

- > a selection of heights
- > a selection of colors





BED LOFT ART318

The design concept is based on the loft art317 model.

DIMENSIONS (H X W X D)

- > height 50 cm (19,7") x 140/160/180/200 x 200cm
- > Queen, King size etc.
- > extra-large sizes up to 220 cm available
- > legs, 12 x 12 cm (4,7" x 4,7")

MATERIAL

- > wood or painted finish
- > components made of finely brushed stainless steel

OPTIONS

- > headboard with or without stainless steel trim
- > flush or raised stainless steel fittings to hold the bed together
- > headboard height, 50 cm or 60 cm (19,7" or 23,6")
- > rear legs the same height as the headboard
- > total height to customer specification

CANOPY BED LOFT ART323

Clean, clear, minimalistic, as our entire collection of beds, invites this four-poster bed to dream.

Design your bedroom to relax. - Less is more!

DIMENSIONS (H X W X D)

- > height 210 cm (82,7") x 140/160/180/200 x 200cm
- > Queen, King size etc.
- > extra-large sizes up to 220 cm available
- > legs, 8 x 8 cm (3,1" x 3,1")

MATERIAL

- > wood or painted finish

OPTIONS


- > headboard with or without stainless steel trim
- > headboard height, 50 cm or 60 cm (19,7" or 23,6")
- > flush stainless steel bolt fittings on the legs (for decoration only)
- > selection of colors (RAL)

BED ECO ART324

The design concept is based on the eco art323 model.



art 324



BED FLOAT ART325

Can a bed float on air? – We think so!

DIMENSIONS (H X W X D)

- > to customer specification: 140/160/180/200 x 200 cm
- > King size, Queen size etc.
- > bottom edge of the mattress: 22 cm (8,7")
- > extra lengths of up to 220 cm available
- > height of headboard: 94 cm (37") (4 cm, 1,6" thickness)

MATERIAL

- > wood or surfaces with silk matt finish
- > painted steel with fine textured finish, in matt black, white or aluminum silver

OPTIONS

- > a selection of RAL colors

BED LIGHT ART321

Surfaces of genuine wood veneers accented with delicately wrought appliqués in stainless steel heighten the impressive appearance of this piece.

DIMENSIONS (H X W X D)

- > height 35 cm (13,8") x 140/160/180/200 x 200cm
- > Queen, King size etc.
- > extra-large sizes up to 220 cm available
- > thickness: 5 cm (2")

MATERIAL

- > wood or painted finish
- > finely brushed stainless steel

OPTIONS

- > headboard with or without stainless steel trim



BED LIGHT ART322

A true quick-change artist of a piece – as a flat bed (without posts) or as four-poster.

- DIMENSIONS (H X W X D)**
- > height, 35 cm (13,8") x 140/160/180/200 x 200cm
 - > Queen, King size etc.
 - > extra-large sizes up to 220 cm available

- MATERIAL**
- > wood or painted finish
 - > legs in finely brushed stainless steel

- OPTIONS**
- > headboard with or without stainless steel trim

CANOPY BED LIGHT ART322-HB

Of the same design as the art322 bed but with 200 cm (78,7") high posts including washable canopy.



MIRROR ART345

The mirror as a room divider.

- DIMENSIONS (H X W)**
- > 185 x 90 cm (72,8" x 35,4")

- MATERIAL**
- > frame of wood or with painted finish

- OPTIONS**
- > swivels to turn looking glass to any desired angle

STRAIGHT AND
MINIMALIST STYLE



art 317-nt



NIGHT TABLE ART323-NT

Drawers with slow motion closing mechanism.

DIMENSIONS (H X W X D)

> 40 or 50 x 65 x 35 cm (15,7" or 19,7" x 25,6" x 13,8")

MATERIAL

> wood or painted finish

OPTIONS

- > fronts in wood, slate-effect, painted or stainless steel finish
- > a selection of heights
- > a selection of colors

NIGHT TABLE ART321-NT

DIMENSIONS (H X W X D)

> 35 x 46 x 28 cm (13,8" x 18,1" x 11")

MATERIAL

> wood or painted finish

OPTIONS

> tabletop in wood or stainless steel

NIGHT TABLE ART317-NT

Drawers with slow motion closing mechanism.

DIMENSIONS (H X W X D)

> 42 or 50 x 66 x 35 cm (16,5" or 19,7" x 26" x 13,8")

MATERIAL

> wood or painted finish

OPTIONS

> available in a selection of heights and colors



VANITY ART343

Puts the perfect finishing touch to your bedroom. Including mirror with wood frame and drawers with slow motion closing mechanism

DIMENSIONS (H X W X D)

> 73 x 115 x 43 cm (28,7" x 45,3" x 16,9")

MATERIAL

> wood or painted surface





QUALITY WITHOUT COMPROMISES



DRESSER LOFT ART341

This piece is the ideal match for canopy bed loft art317.
Drawers with slow motion closing mechanism.

DIMENSIONS (H X W X D)

- > double dresser: 6 drawers: 98 x 250 x 55 cm (38,6" x 98,4" x 21,7")
- > single dresser: 3 drawers: 98 x 140 x 55 cm (38,6" x 55,1" x 21,7")

MATERIAL

- > available in wood or with painted finish

OPTIONS

- > doors instead of drawers
- > boards instead of legs (width, 230/120 cm or 90,6"/47,2")



DRESSER ECO ART340

This piece is the ideal match for canopy bed eco art323.
Drawers with slow motion closing mechanism.

DIMENSIONS (H X W X D)

- > double dresser: 6 drawers: 85 x 182 x 55 cm (33,5" x 71,7" x 21,7")
- > single dresser: 3 drawers: 85 x 98 x 55 cm (33,5" x 38,6" x 21,7")

MATERIAL

- > available in wood or with painted finish

OPTIONS

- > doors instead of drawers





TIMELESS DESIGN ELABORATE FUNCTIONALITY WISSMANN RAUMOBJEKTE

YOUR DEALER

