

B Tech[®]
AV Mounts

Full Range
Product Catalogue
2024 / 2025

www.btechavmounts.com



Connect with B-Tech



for company info, product specs, assembly manuals, configuration tools, PR and media files, please visit: www.btechavmounts.com



for our latest news, event details & product launches, subscribe to our mailing list: www.btechavmounts.com/mailling-list

Welcome to the latest edition of the B-Tech AV Mounts Catalogue

This edition might have been called The B-Tech Catalogue 2.0. As you may have noticed, there is a relatively significant visual change this year, something that hasn't happened for almost 20 years... The introduction of a brand new B-Tech logo and updated brand styling to match.

Our heritage is something we are really proud of here at B-Tech. With 52 years of experience under our belt and multiple staff members approaching their 15 and 20-year work anniversaries, longevity is an attribute we rate highly, and we only change a winning formula when we feel that the time is right. From a branding perspective, that time is now. So out with the old, in with the new...



Our 50th anniversary less than two years ago gave us a chance to look back on where we had come from and look forward to where we were heading. During this period of reflection, it became clear that, aside from the people, B-Tech was a very different company than the one that had existed decades prior.

We had moved away entirely from the retail business and focused solely on pro AV. This shift in focus was a catalyst for the development of key areas of our business, particularly in product development. Here, we became much more dynamic to ensure that the technical ability of our products kept pace with the rapid progression of the modern, high-tech pro AV industry. On the service side, our support levels became all the more important; providing the highest level of technical know-how to support customer projects is paramount to the way that we operate.

So, our new logo reflects today's modern version of **B-Tech AV Mounts** and the technical industry we operate in. You will see it in use fully and also, at times, as a solitary "B". It represents key attributes of the products that have become installer favourites worldwide: **strength, precision, reliability, innovation, and quality.**

When customers see a product carrying a B-Tech logo, they can have the utmost confidence they are using a quality product developed from years of experience and thousands of hours of design and testing, by a highly skilled team of mounting experts.

Please take the time to read the next few pages and learn about some of the key points that make B-Tech AV Mounts one of the most trusted and sought-after brands in the AV industry. Following that, you will find a comprehensive look at our full product range, covering everything you might need to mount your AV equipment.

If you'd like to know more about our brand or products, please connect with us at info@btechavmounts.com or via any of our platforms below.

News and updates



LinkedIn @ B-Tech AV Mounts
X @btechavmounts

Product and event videos










Vimeo @btechavmounts
YouTube @btechavmounts


Install and event photos



Instagram @btechavmounts

Intro			
Contents		Pg.3	
About B-Tech AV Mounts		4-5	
Why Choose B-Tech		6-7	
In-house Design, Manufacturing and Safety Ethos		8	
		9	
Complete Mounting Solutions		Pg.10	
Quick Ref. Guide: Multi-Screen & Digital Signage Mounts		12-13	
Quick Ref. Guide: Floor Stands & Trolleys		14-15	
Quick Ref. Guide: Flat Screen Wall Mounts		16-17	
Quick Ref. Guide: Additional Mounting Solutions		18-19	
System X Menu Board & Videowall Mounting Systems		Pg.20	
Menu Board Mounting Systems		22	
Videowall Mounting Systems		23	
Videowall Stands		24	
Modular Videowall Mounts		Pg.28	
Modular Videowall Mounts		30-31	
dvLED Mounting Solutions		Pg.32	
Universal dvLED Mounts & Stands		34	
Universal Curved dvLED Mounts & Stands		35	
All-In-One LED Mounting Solutions		37	
Specialist Mounts for Digital Signage		Pg.40	
XXL Specialist Wall Mounts		42	
Digital Signage Wall Mounts		43	
Digital Signage Stands		44	
Digital Signage Kiosks		45	
Flat Screen Wall Mounts		Pg.46	
Flat Screen Wall Mounts - Screens up to 28"		48	
Specialist Wall Mounts - Screens up to 28"		49	
Flat Screen Wall Mounts - Screens up to 47"		50-51	
Flat Screen Wall Mounts - Screens up to 55"		52-53	
Flat Screen Wall Mounts - Screens up to 65"		54	
Flat Screen Wall Mounts - Screens up to 80"		55	
Flat Screen Wall Mounts - Screens up to 120"		56	
VESA Adaptor Arms		57	
Flat Screen Ceiling Mounts		Pg.58	
Small - Large Flat Screen Ceiling Mounts		59	
Large Flat Screen Ceiling Mounts		60	
XL Flat Screen Ceiling Mounts		61	
Flat Screen Desk Mounts		Pg.62	
Full Motion Desk Mounts		63	
Premium Desk Mounts		64	
Premium Full Motion Desk Mounts		65	
Floor Stands & Mobile Solutions		Pg.66	
Designer Trolleys		68	
Flat Screen Trolleys		69	
Motorised Display Trolleys/Stand		70	
Low Level Flat Screen Display Stands		71	
Single Screen Floor Stands		72	
System X Floor Stands		73	
Twin Screen VC Solutions		Pg.74	
Twin Screen VC Trolleys		74	
Twin Screen VC Floor Stands		75	
Twin Screen VC Wall Mounts		75	


Mode-AL Premium UC/VC Display Stands	Pg.76
Mode-AL Single Screen UC Display Stands	78-80
Mode-AL Twin Screen VC Display Stands	80-81
Mode-AL Mounting Guide	82-83
Media Storage Devices & Shelves	Pg.84
Flat Screen Mounts with AV Media Storage	86
AV Media Storage Mounts	87
AV Component Shelves	88-89
Accessory Mounting Arms	89
UC/VC Video Bar & Camera Mounts	Pg.90
Video Bar & Camera Mounts	92-93
Projector Ceiling Mounts	Pg.94
Projector Ceiling Mounts	96
Heavy Duty Projector Ceiling Mounts	97
Speaker Mounts	Pg.98
Speaker Wall Mounts	100
Universal Soundbar Mount	100
Speaker Floor Stands	101
Component Ranges	Pg.102
System X Components	Pg.104
System X Mounting Rails & Wall Fixing Kits	114
System X Support Columns & Mounting Rail Joining Kits	115
System X Bases	120
System X Interface Arms	117-118
System X Accessories	119
System 2 Components	Pg.120
System 2 Ø50mm Poles	128
System 2 Pole Joiners	128
System 2 Ceiling Mounts	129
System 2 Specialist Pole Mounts	130
System 2 Accessory Collars	131
System 2 Mounting Accessories	132
System 2 Camera & Projector Mounts	133
Floor Stand Components	Pg.134
Floor Stand Bases	138
Floor Stand Vertical Supports & Accessories	139
System V Components	Pg.140
System V Poles & Ceiling Mounts	144
System V Camera Mounts & Accessories	144
Surveillance & Security Mounting Solutions	Pg.146
System V Camera & Screen Ceiling Mounts	148
System V Flat Screen Ceiling Mounts	149
Index	Pg.150



UC / VC Mounting Solutions



Projector Mounts




Speaker Mounts



System X Component Range



System 2 Component Range



Floor Stand Component Range



System V Component Range

QR Codes

All products throughout the catalogue feature QR codes that you can scan to visit the product's dedicated web page. There, you can find the full product specification & list of features, product images, assembly manuals & the full product specification sheets.





for multi-screen applications



for high-end UC & VC



Mount to Ø50mm poles

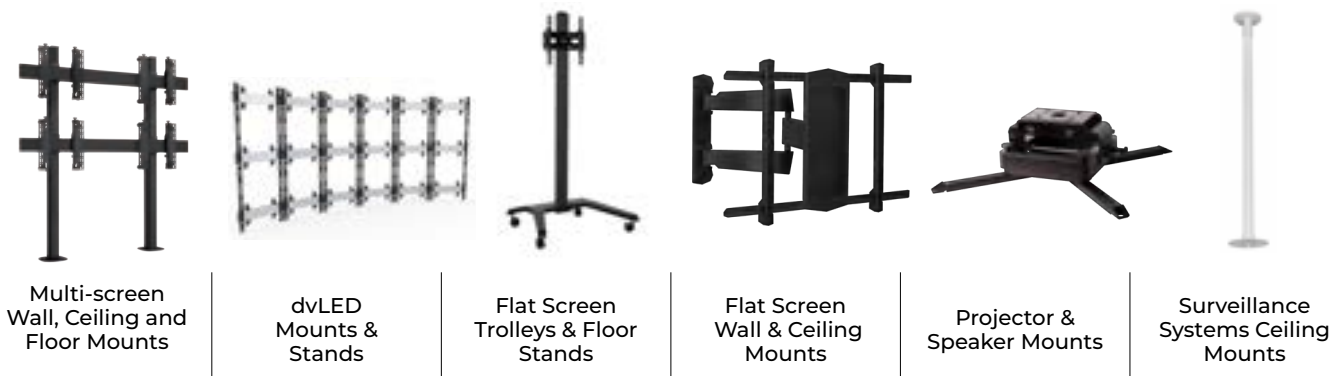


Surveillance systems mounts

Established in London in 1972, B-Tech AV Mounts is an industry leader in the design and manufacture of professional AV mounting solutions, whose products are recognised worldwide for their innovation, robustness, reliability, ease of install and design aesthetics. B-Tech AV Mounts not only offers one of the most extensive but also the most versatile and adaptable mounting ranges available from any mounting solutions provider.

B-Tech mounting solutions cover all AV requirements ranging from small, single screens to large format displays, projectors, speakers, interactive touchscreens and UC equipment, as well as large, multi-screen video walls and digital signage. Designed to stringent TUV and UL safety standards by B-Tech's in-house team of engineers, our products are available as wall or ceiling mounts, desktop stands or as freestanding, mobile or bolt-down floor stands. Winners of multiple accolades including AV Awards' AV Manufacturer of the Year crown, B-Tech AV Mounts products are found in prestigious hotels, shopping malls, government facilities, corporate offices, sports stadia, restaurants, airports and conference facilities worldwide - see opposite for just some of the markets that we operate in.

The B-Tech AV Mounts brand includes the following key sub-brands; **System X, Mode-AL, System 2 and System V**. These are specialised ranges that solve specific mounting requirements and have become installer favourite, market-leading solutions. All can be purchased as complete, ready made solutions, or ordered in component form so that users can tailor a solution exactly to their needs.



GLOBAL MOUNTS GROUP

In 2022 B-Tech partnered with IT mounting specialist Neomounts to form the Global Mounts Group; an all-round mounting specialist in the AV and IT channels. Together we offer the greatest portfolio and worldwide distribution network in the mounting industry. A true one stop shop for any mounting solution. As The Global Mounts Group we provide the perfect foundation for growth and innovation - and that benefits not only us but also our distribution partners.

B-Tech Facilities Worldwide

The B-Tech AV Mounts group of companies is unique in the world of AV mounting solution providers.

Originally founded in the UK in 1972, today it is formed of multiple companies strategically located around the world, from which we are able to offer the full service expected of a leading global brand, with a familiar, local feel. Sales, technical support, full ranges of stock & next day shipment are all standard offerings you can expect from your local B-Tech company.




UK. Home of the original B-Tech AV Mounts office. Having been established in 1972, today our head office is located in **Daventry, Northamptonshire** in the centre of the UK for easy access to all of the UK.



EUROPE. Our European HQ is located in **Brussels, Belgium** and supplies our satellite operations in **Spain** and **Germany** as well as other key European markets such as **France, Italy, the Nordics, Central & Eastern Europe.**



Control Rooms



Shop Fronts



Showrooms



Retail



Transport Hubs



Exhibition & Conference




Security



Rental & Stage




Hospitality & Leisure



Broadcast



Sports Stadia



Restaurants



Government



Education



Corporate & Office



NORTH AMERICA. B-Tech AV Mounts North America is located in **Brea, California** & handles sales, distribution, marketing & product development for the North & South American markets.



ASIA. Multiple B-Tech operations throughout the region include offices in **China, Vietnam, Singapore & South Korea.** These offices handle all APAC sales & oversee the manufacturing & supply chain processes for the B-Tech group.



MEA. Our principal operation for the MEA region is headquartered in **Dubai, UAE.** From there, B-Tech works closely with subsidiary partners in **India, South Africa & Egypt** to ensure service & supply to all MEA markets.

Product Range



- One of the most extensive ranges of mounting solutions within the industry
- Multiple options to suit a range of price points
- 1,000s of possible solutions using products from our stocked, modular component systems
- Most wall mounts combine with our component systems, meaning we can often fulfil bespoke requirements from stock

Sales Support



- We're able to produce complex quotes, such as for dvLED installations with an ultra-fast turnaround
- Dedicated technical support team to answer technical questions
- Same-day dispatch from most B-Tech locations
- We have an international team of dedicated sales representatives to support our reseller partners

Local Service On A Global Scale



- Our dedicated inside sales team has extensive experience in AV mounting
- From our global network of offices, we offer sales & technical support in multiple languages
- We are the only true global mounting company, with B-Tech facilities consisting of sales offices & stocked warehouses in all key territories

Heritage

**EST.
1972**

- Established in 1972, we have vast experience in the AV industry
- Winner of the Manufacturer of the Year Award at the 2017 AV Awards, (*the first mounting company to ever win!*), plus multiple nominations and wins for key ranges such as System X and our dvLED solutions.
- Global partnerships with display technology manufacturers

Manufacturing



- Products are technically well designed & incredibly robust
- Tested to TUV & UL standards to give users confidence in their reliability
- Products are designed by our in-house engineering team to ensure the highest quality & innovation

Custom Solutions

If you can't find what you're looking for from B-Tech's extensive range of off-the-shelf products, there's no need to look elsewhere...

If we don't already have a solution that meets your needs, our technical support team will suggest using B-Tech component parts to create something new. If that's still not suitable, our product engineers can design a bespoke solution based on your requirements. Working with the latest design software and manufacturing technologies allows us to quickly develop & manufacture bespoke products.



3D printed prototypes are a fast and convenient part of the design process



Laser cutting for precision made samples and short lead times



B-Tech's global product development department consists of designers and engineers working in unison from our UK, European, China, Vietnam and North American offices. This wealth of experience enables B-Tech to produce quality solutions suitable for the international marketplace and provide a quick turnaround time on custom projects using first-hand knowledge of local markets and requirements. No matter which team may be leading a specific project, our philosophy remains the same: At B-Tech, we design products that are, above all, safe, solid and secure. Setting high standards and meeting customer expectations is our top priority. To support this, we offer our B-Tech guarantee...

Warranty

Most of B-Tech's products are available with a minimum 5-year guarantee as standard, and up to 10-years on many key products in the range. The guarantee is against defects in materials and quality, and we will replace or credit faulty goods. *The guarantee applies to the original owner only and must follow all installation guidelines.*

Suppliers

At both our European and APAC manufacturing facilities, on-site engineers perform thorough product QC checks during and after production. Kaizen and Six Sigma principles are used to ensure constant improvement, and efficient manufacturing and planning are fully utilised. Additional stringent quality control checks are then carried out upon delivery to our warehouses. B-Tech products are compliant with European RoHS directives and REACH regulations. Our major part suppliers hold ISO certifications, including ISO 9001 Quality Management System and ISO 14001 Environmental Management System. These manufacturing and production facilities undergo regular quality and ethical audits by B-Tech and third parties, such as SGS and ITS, conforming to international standards, ISO norms, laws and regulatory requirements, guaranteeing the highest quality products.

Design Safety

In-line with TUV and UL safety guidelines, B-Tech products are designed, engineered and tested to make sure they function correctly at the maximum stated load and do not fail at **5x** the maximum stated load. Our in-house design process includes detailed CAD stress analysis of materials, accelerated durability tests and *incline testing* on trolleys and floor stands. The highest quality materials are always used according to the requirements, ensuring that no weak materials, sharp edges or inferior fixings are present. Our products carry information to ensure they are used safely by the end user. Product identification, load limits and hazard labels feature on all products. Full pictorial assembly instructions with safety guidelines and technical data are included with all products.

Environmentally Friendly Packaging

As part of our ethical responsibility strategy, B-Tech are committed to operating in an environmentally friendly way. A key element of this is to ship all new products with plastic-free packaging. We are also updating the boxes for all existing products and introducing this new-style packaging when we proceed with new production runs. Our goal is to eliminate plastic from our packaging across our entire range.



Our testing facilities allow our engineers to validate all designs prior to production



Quick custom solutions. Columns, rails and poles can be cut to length in-house



All quality control checks are performed by B-Tech engineers - no outsourcing

Complete B-Tech mounting solutions contain everything you need to mount your AV equipment. These products cover the most common wall, ceiling or floor mounting requirements and include solutions for flat screens, projectors, speakers and specialist digital signage applications such as large scale videowalls, menu boards & dvLED. For these larger installs, combination kits are usually provided, which have multiple parts that make up the solution. These are treated just like any small, simple one-box product - all you need to order is a single part code... we'll make sure everything is included.




For unique & more complex installations, please see our **Component Products** from **page 102** to see how custom solutions can be configured to order.

Quick Reference Guides
See our full range of **Complete Mounting Solutions: P12-19**




Menu Boards

pg.20




Digital Signage

pg.40




Videowalls

pg.28



Wall Mounts

pg.46



dvLED

pg.32



Ceiling Mounts

pg.58



pg.62

Desk Mounts



pg.94

Projector Mounts



pg.66

Mobile Solutions
& Floor Stands




pg.98

Speaker Mounts



pg.76





Unified Communications
& Video Conferencing




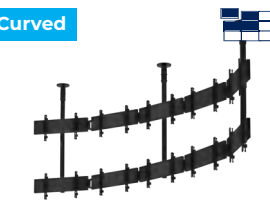







pg.146

Surveillance & Security

Multi-Screen & Digital Signage Mounts Quick Reference Guide

System X Menu Board Mounts	Wall		Ceiling	
	 BT8330 • Max screen size: 75" • Max load: 50kg per screen • Mounting patterns: up to 900mm	 BT8331 • Max screen size: 75" • Max load: 50kg per screen • Mounting patterns: up to 900mm	 BT8332 • Max screen size: 75" • Max load: 50kg per screen • Mounting patterns: up to 900mm	 BT8333 • Max screen size: 75" • Max load: 50kg per screen • Mounting patterns: up to 900mm
	Page 22	Page 22	Page 22	Page 22

System X Videowall Mounts	Wall		Ceiling	
	 BT8340 • Max screen size: 75" • Max load: 50kg per screen • Mounting patterns: up to 900mm	 BT8341 • Max screen size: 75" • Max load: 50kg per screen • Mounting patterns: up to 900mm	 BT8342 • Max screen size: 75" • Max load: 50kg per screen • Mounting patterns: up to 900mm	 BT8343 • Max screen size: 75" • Max load: 50kg per screen • Mounting patterns: up to 900mm
	Page 23	Page 23	Page 23	Page 23

Wall / Ceiling / Floor dVLED Mounts	Wall		Ceiling	Floor-To-Ceiling	Freestanding
	 BT9340 ■ BT9340-FM front mounted ■ BT9340-RM rear mounted	 BT9343 ■ BT9343-FM front mounted ■ BT9343-RM rear mounted	 BT9342 ■ BT9342-FM front mounted ■ BT9342-RM rear mounted	 BT9344 ■ BT9344-FM front mounted ■ BT9344-RM rear mounted	 BT9370 ■ BT9370-FM front mounted ■ BT9370-RM rear mounted
	Page 34	Page 35	Page 34	Page 34	Page 34

Full Service Mounts with Micro-Adjustment	Wall			
	 BT8309 • Max screen size: 42" • Max load: 25kg • Mounting patterns: 75x75 up to 200x200	 BT8301 • Max screen size: 70" • Max load: 35g • Mounting patterns: 200x100 to 600x400mm	 BT8312 • Max screen size: 75" • Max load: 50kg • Mounting patterns: 200x100 to 600x400mm	 BT8310XL • Max screen size: 120" • Max load: 125kg • Mounting patterns: 200x100 to 600x400mm
	Page 31	Page 31	Page 30	Page 31

Digital Signage	Wall			
	 BT7550 • Max screen size: 65" • Max load: 70kg • Mounting patterns: up to 400x400 • Screen rotation: 90°	 BT8322 • Max screen size: 65" • Max load: 80kg • Mounting patterns: up to 600x400mm	 BT9923 • Max screen size: 120" • Max load: 200kg • Mounting patterns: up to 1500x400mm	 BT7832 • Max load: 50kg • Adjustable width: 140mm - 750mm
	Page 43	Page 43	Page 43	Page 131



System X Videowall Floor Stands	Freestanding	Mobile	Bolt-Down	
	<p>BT8370</p> <ul style="list-style-type: none"> Max screen size: 75" Max load: 50kg per screen Mounting patterns: up to 900mm <p style="text-align: center;">Page 24</p>	<p>BT8371</p> <ul style="list-style-type: none"> Max screen size: 75" Max load: 50kg per screen Mounting patterns: up to 900mm <p style="text-align: center;">Page 24</p>	<p>BT8372</p> <ul style="list-style-type: none"> Max screen size: 75" Max load: 50kg per screen Mounting patterns: up to 900mm <p style="text-align: center;">Page 24</p>	<p style="background-color: #00AEEF; color: white; padding: 2px;">Retractable Base</p> <p>BT8377</p> <ul style="list-style-type: none"> Max screen size: 75" Max load: 50kg per screen Mounting patterns: up to 900mm <p style="text-align: center;">Page 24</p>




















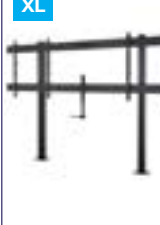



System X Curved Videowall Stands	Freestanding		Mobile	Bolt-Down
	<p style="background-color: #00AEEF; color: white; padding: 2px;">Curved</p> <p>BT8373</p> <ul style="list-style-type: none"> Max screen size: 75" Max load: 50kg per screen Mounting patterns: up to 900mm <p style="text-align: center;">Page 25</p>	<p style="background-color: #00AEEF; color: white; padding: 2px;">Curved</p> <p>BT8376</p> <ul style="list-style-type: none"> Max screen size: 75" Max load: 50kg per screen Mounting patterns: up to 900mm <p style="text-align: center;">Page 25</p>	<p style="background-color: #00AEEF; color: white; padding: 2px;">Curved</p> <p>BT8374</p> <ul style="list-style-type: none"> Max screen size: 75" Max load: 50kg per screen Mounting patterns: up to 900mm <p style="text-align: center;">Page 25</p>	<p style="background-color: #00AEEF; color: white; padding: 2px;">Curved</p> <p>BT8375</p> <ul style="list-style-type: none"> Max screen size: 75" Max load: 50kg per screen Mounting patterns: up to 900mm <p style="text-align: center;">Page 25</p>

Freestanding		Mobile	Bolt-Down		
<p style="background-color: #00AEEF; color: white; padding: 2px;">Curved</p> <p>BT9373</p> <ul style="list-style-type: none"> BT9373-RM rear mounted <p style="text-align: center;">Page 35</p>	<p style="background-color: #00AEEF; color: white; padding: 2px;">Retractable Base</p> <p>BT9371</p> <ul style="list-style-type: none"> BT9371-FM front mounted BT9371-RM rear mounted <p style="text-align: center;">Page 34</p>	<p style="background-color: #00AEEF; color: white; padding: 2px;">Retractable Base</p> <p>BT9372</p> <ul style="list-style-type: none"> BT9372-FM front mounted BT9372-RM rear mounted <p style="text-align: center;">Page 34</p>	<p style="background-color: #00AEEF; color: white; padding: 2px;">Retractable Base</p> <p>BT9377</p> <ul style="list-style-type: none"> BT9377-FM front mounted BT9377-RM rear mounted <p style="text-align: center;">Page 35</p>	<p style="background-color: #00AEEF; color: white; padding: 2px;">Curved</p> <p>BT9375</p> <ul style="list-style-type: none"> BT9375-RM rear mounted <p style="text-align: center;">Page 35</p>	







AV Storage Wall Mounts	Wall			
	<p style="background-color: #00AEEF; color: white; padding: 2px;">Slide-Out AV Storage</p> <p>BT7883</p> <ul style="list-style-type: none"> Max screen size: 75" Max screen weight: 70kg Mounting patterns: 200x200mm up to 600x400mm <p style="text-align: center;">Page 86</p>	<p style="background-color: #00AEEF; color: white; padding: 2px;">Pull-Down AV Storage</p> <p>BT7885</p> <ul style="list-style-type: none"> Max screen size: 86" Max screen weight: 70kg Mounting patterns: 200x200mm up to 600x400mm <p style="text-align: center;">Page 86</p>	<p style="background-color: #00AEEF; color: white; padding: 2px;">AV Storage</p> <p>BT7889</p> <ul style="list-style-type: none"> Max load: 10kg Max AV equipment size: 450 x 280mm <p style="text-align: center;">Page 87</p>	<p style="background-color: #00AEEF; color: white; padding: 2px;">Slide-Out AV Storage</p> <p>BT7888</p> <ul style="list-style-type: none"> Max load: 10kg Max AV equipment size: 450 x 250mm <p style="text-align: center;">Page 87</p>


Freestanding		Bolt-Down				Ceiling
<p style="background-color: #00AEEF; color: white; padding: 2px;">Screen Enclosure</p> <p>BT7003</p> <ul style="list-style-type: none"> Max screen size: 75" Max load: 50kg Mounting patterns: up to 600x400mm <p style="text-align: center;">Page 44</p>	<p style="background-color: #00AEEF; color: white; padding: 2px;">Screen Enclosure</p> <p>BT7004</p> <ul style="list-style-type: none"> Max screen size: 75" Max load: 50kg Mounting patterns: up to 600x400mm <p style="text-align: center;">Page 44</p>	<p style="background-color: #00AEEF; color: white; padding: 2px;">Retractable Base Pole</p> <p>BT8577</p> <ul style="list-style-type: none"> Max screen size: 75" Max load: 50kg Mounting patterns: up to 600x400mm <p style="text-align: center;">Page 44</p>	<p style="background-color: #00AEEF; color: white; padding: 2px;">Retractable Base Column</p> <p>BT8587</p> <ul style="list-style-type: none"> Max screen size: 75" Max load: 50kg Mounting patterns: up to 600x400mm <p style="text-align: center;">Page 44</p>	<p style="background-color: #00AEEF; color: white; padding: 2px;">SAMSUNG OMN-D Series Screen Enclosure</p> <p>BT8326</p> <ul style="list-style-type: none"> For use with: Samsung OMN-D Series <p style="text-align: center;">Page 44</p>	<p style="background-color: #00AEEF; color: white; padding: 2px;">SAMSUNG OMN-D Series Screen Enclosure</p> <p>BT8325</p> <ul style="list-style-type: none"> For use with: Samsung OMN-D Series <p style="text-align: center;">Page 44</p>	

Floor Stands / Trolleys Quick Reference Guide

		Mobile					
Trolleys							
	BT7504	BT8503	BT8504	BT8562	BT8566	BT8564	
	<ul style="list-style-type: none"> Max screen size: 47" Max load: 25kg Mounting patterns: up to 200x200 	<ul style="list-style-type: none"> Max screen size: 60" Max load: 50kg Mounting patterns: up to 800x600mm 	<ul style="list-style-type: none"> Max screen size: 75" Max load: 70kg Mounting patterns: up to 600x400mm 	<ul style="list-style-type: none"> Max screen size: 75" Max load: 70kg Mounting patterns: up to 600x400mm 	<ul style="list-style-type: none"> Max screen size: 75" Max load: 70kg Mounting patterns: up to 600x400 Screen rotation: 90° 	<ul style="list-style-type: none"> Max screen size: 120" Max load: 130kg Mounting patterns: up to 1000x600mm 	
	Page 69	Page 69	Page 69	Page 68	Page 68	Page 68	
	Freestanding						
	Floor Stands						
BT8570		BT8571	BT8572	BT8581	BT8582	BT8573	
<ul style="list-style-type: none"> Max screen size: 28" Max load: 8kg Mounting patterns: up to 100x100 		<ul style="list-style-type: none"> Max screen size: 47" Max load: 25kg Mounting patterns: up to 200x200 Tilt: +/-15° 	<ul style="list-style-type: none"> Max screen size: 55" Max load: 40kg Mounting patterns: up to 600x400mm 	<ul style="list-style-type: none"> Max screen size: 47" Max load: 35kg Mounting patterns: up to 200x200 Tilt: +/-15° 	<ul style="list-style-type: none"> Max screen size: 55" Max load: 40kg Mounting patterns: up to 600x400mm 	<ul style="list-style-type: none"> Max screen size: 75" Max load: 70kg Mounting patterns: up to 600x400mm 	
Page 72		Page 72	Page 72	Page 72	Page 72	Page 72	
Floor-To-Wall		Floor-To-Ceiling		Bolt-Down			
Mode-AL Floor Stands							
	BT8700	BT8701	BT8702	BT8703	BT8704		
	<ul style="list-style-type: none"> Max screen size: 75" Max load: 70kg Mounting patterns: up to 672x400mm 	<ul style="list-style-type: none"> Max screen size: 75" Max load: 70kg Mounting patterns: up to 672x400mm 	<ul style="list-style-type: none"> Max screen size: 75" Max load: 70kg Mounting patterns: up to 672x400mm 	<ul style="list-style-type: none"> Max screen size: 75" Max load: 70kg Mounting patterns: up to 672x400mm 	<ul style="list-style-type: none"> Max screen size: 75" Max load: 70kg Mounting patterns: up to 672x400mm 	<ul style="list-style-type: none"> Max screen size: 75" Max load: 70kg Mounting patterns: up to 672x400mm 	
	Page 78	Page 78	Page 78	Page 79	Page 79		
	Floor-To-Wall		Bolt-Down		Freestanding		
	Twin Screen Video Conferencing						
BT8710		BT8711	BT8538	BT8712	BT8521	BTF845	BT8528
<ul style="list-style-type: none"> Max screen size: 65" Max load: 70kg per screen Mounting patterns: up to 600x400mm 		<ul style="list-style-type: none"> Max screen size: 65" Max load: 70kg per screen Mounting patterns: up to 600x400mm 	<ul style="list-style-type: none"> Max screen size: 86" Max load: 100kg per screen Mounting patterns: up to 600x400mm 	<ul style="list-style-type: none"> Max screen size: 65" Max load: 56kg per screen Mounting patterns: up to 600x400mm 	<ul style="list-style-type: none"> Max screen size: 46" Max load: 20kg per screen Mounting patterns: up to 400x400mm 	<ul style="list-style-type: none"> Max screen size: 55" Max load: 25kg per screen Mounting patterns: up to 600x400mm 	<ul style="list-style-type: none"> Max screen size: 86" Max load: 100kg per screen Mounting patterns: up to 600x400mm
Page 80		Page 81	Page 74	Page 81	Page 75	Page 75	Page 74





















Mobile					Floor-To-Wall	
<p>XXL</p>  <p>BT8506</p> <ul style="list-style-type: none"> Max screen size: 120" Max load: 130kg Mounting patterns: up to 1000x600mm <p>Page 69</p>	<p>XXL</p>  <p>BT8590</p> <ul style="list-style-type: none"> Max screen size: 120" Max load: 130kg Mounting patterns: up to 1600x800mm <p>Page 68</p>	<p>Low Level</p>  <p>BT8540</p> <ul style="list-style-type: none"> Max screen size: 65" Max load: 70kg Mounting patterns: up to 600x400mm Tilt adjustment: 0°, 22.5°, 45°, 67.5° and 90° <p>Page 71</p>	<p>Motorised</p>  <p>BT8558</p> <ul style="list-style-type: none"> Max screen size: 86" Max load: 100kg Mounting patterns: up to 1000x600mm <p>Page 70</p>	<p>XL Motorised</p>  <p>BT8568</p> <ul style="list-style-type: none"> Max screen size: 86" Max load: 100kg Mounting patterns: up to 1000x600mm <p>Page 70</p>	<p>XL Motorised</p>  <p>BT8569</p> <ul style="list-style-type: none"> Max screen size: 86" Max load: 100kg Mounting patterns: up to 1000x600mm <p>Page 70</p>	

Freestanding					
 <p>BT8583</p> <ul style="list-style-type: none"> Max screen size: 75" Max load: 70kg Mounting patterns: up to 600x400mm <p>Page 72</p>	<p>XL Portrait</p>  <p>BTF840</p> <ul style="list-style-type: none"> Max screen size: 75" Max load: 70kg Mounting patterns: up to 600x400mm <p>Page 73</p>	<p>Dual Stack Landscape</p>  <p>BTF843</p> <ul style="list-style-type: none"> Max screen size: 85" Max load: 70kg Mounting patterns: up to 800x600mm <p>Page 73</p>	 <p>BTF841</p> <ul style="list-style-type: none"> Max screen size: 65" Max load: 35kg per screen Mounting patterns: up to 600x400mm <p>Page 73</p>	<p>Dual Stack Portrait</p>  <p>BTF842</p> <ul style="list-style-type: none"> Max screen size: 65" Max load: 35kg per screen Mounting patterns: up to 600x400mm <p>Page 73</p>	<p>Low Level</p>  <p>BT8541</p> <ul style="list-style-type: none"> Max screen size: 65" Max load: 70kg Mounting patterns: up to 600x400mm Tilt adjustment: 0°, 22.5°, 45°, 67.5° & 90° <p>Page 71</p>

Freestanding			Floor-To-Wall		Bolt-Down
 <p>BT8705</p> <ul style="list-style-type: none"> Max screen size: 75" Max load: 70kg Mounting patterns: up to 672x400mm <p>Page 79</p>	 <p>BT8706</p> <ul style="list-style-type: none"> Max screen size: 75" Max load: 70kg Mounting patterns: up to 672x400mm <p>Page 79</p>	<p>XL</p>  <p>BT8709</p> <ul style="list-style-type: none"> Max screen size: 100" Max load: 100kg Mounting patterns: up to 972x800mm <p>Page 80</p>	<p>XL</p>  <p>BT8707</p> <ul style="list-style-type: none"> Max screen size: 100" Max load: 200kg Mounting patterns: up to 972x800mm <p>Page 80</p>	<p>XL</p>  <p>BT8708</p> <ul style="list-style-type: none"> Max screen size: 100" Max load: 140kg Mounting patterns: up to 972x800mm <p>Page 80</p>	

Mobile					Wall	
<p>VC Shelf</p>  <p>BT8511</p> <ul style="list-style-type: none"> Max screen size: 46" Max load: 20kg per screen Mounting patterns: up to 400x400mm <p>Page 74</p>	<p>VC Shelf</p>  <p>BT8514</p> <ul style="list-style-type: none"> Max screen size: 46" Max load: 40kg per screen Mounting patterns: up to 400x400mm <p>Page 74</p>	<p>VC Shelf</p>  <p>BT8516</p> <ul style="list-style-type: none"> Max screen size: 65" Max load: 70kg per screen Mounting patterns: up to 600x400mm <p>Page 74</p>	<p>VC Shelf</p>  <p>BT8517</p> <ul style="list-style-type: none"> Max screen size: 75" Max load: 100kg per screen Mounting patterns: up to 600x800mm <p>Page 74</p>	<p>VC Shelf XL</p>  <p>BT8518</p> <ul style="list-style-type: none"> Max screen size: 86" Max load: 100kg per screen Mounting patterns: up to 600x800mm <p>Page 74</p>	<p>VC Shelf</p>  <p>BT8415</p> <ul style="list-style-type: none"> Max screen size: 46" Max load: 70kg per screen Mounting patterns: up to 400x400mm <p>Page 75</p>	<p>VC Shelf</p>  <p>BT8416</p> <ul style="list-style-type: none"> Max screen size: 65" Max load: 70kg per screen Mounting patterns: up to 600x400mm <p>Page 75</p>

Flat Screen Wall Mounts Quick Reference Guide

	Fixed	Tilt	Tilt & Swivel	Single Arm	Double Arm	
Small	 <p>BT7510</p> <ul style="list-style-type: none"> Max screen size: 28" Max load: 20kg Mounting patterns: 50x50, 75x75 & 100x100 <p>Page 48</p>	 <p>BT7511</p> <ul style="list-style-type: none"> Max screen size: 28" Max load: 20kg Mounting patterns: 75x75 & 100x100 Tilt: +17/-10° <p>Page 48</p>	 <p>BT7518</p> <ul style="list-style-type: none"> Max screen size: 28" Max load: 20kg Mounting patterns: 75x75 & 100x100 Tilt: +17/-10° • Swivel: 50° Screen rotation: 360° <p>Page 48</p>	 <p>BT7512</p> <ul style="list-style-type: none"> Max screen size: 28" Max load: 15kg Mounting patterns: 75x75 & 100x100 Tilt: +17/-10° • Swivel: 180° Distance from wall: 75 - 280mm Screen rotation: 360° <p>Page 48</p>	 <p>BT7513</p> <ul style="list-style-type: none"> Max screen size: 28" Max load: 15kg Mounting patterns: 75x75 & 100x100 Tilt: +17/-10° • Swivel: 180° Distance from wall: 95 - 467mm Screen rotation: 360° <p>Page 48</p>	
	Fixed		Tilt		Tilt & Swivel	
Medium	 <p>BT7532</p> <ul style="list-style-type: none"> Max screen size: 47" Max load: 40kg Mounting patterns: 75x75, 100x100 & 200x200mm <p>Page 50</p>	 <p>BT8200</p> <ul style="list-style-type: none"> Max screen size: 47" Max load: 40kg Mounting patterns: up to 240x200mm <p>Page 50</p>	 <p>BTV500</p> <ul style="list-style-type: none"> Max screen size: 47" Max load: 40kg Mounting patterns: up to 225x200mm <p>Page 50</p>	 <p>BT7523</p> <ul style="list-style-type: none"> Max screen size: 47" Max load: 25kg Mounting patterns: up to 200x200 Tilt: +/-15° <p>Page 50</p>	 <p>BTV501</p> <ul style="list-style-type: none"> Max screen size: 47" Max load: 40kg Mounting patterns: up to 225x200mm Tilt: +15° <p>Page 50</p>	 <p>BTV502</p> <ul style="list-style-type: none"> Max screen size: 47" Max load: 25kg Mounting patterns: up to 200x200 Tilt: +/-15° • Swivel: 180° Screen rotation: 360° <p>Page 50</p>
	Fixed			Tilt		
Large	 <p>BT8421</p> <ul style="list-style-type: none"> Max screen size: 55" Max load: 35kg Mounting patterns: up to 465x400mm <p>Page 52</p>	 <p>BTV510</p> <ul style="list-style-type: none"> Max screen size: 55" Max load: 50kg Mounting patterns: up to 425x400mm <p>Page 52</p>	 <p>BT8441</p> <ul style="list-style-type: none"> Max screen size: 55" Max load: 80kg Mounting patterns: up to 455x400mm <p>Page 52</p>	 <p>BT8431</p> <ul style="list-style-type: none"> Max screen size: 55" Max load: 50kg Mounting patterns: up to 465x400mm Tilt: +/-15° <p>Page 53</p>		
	Fixed			Tilt		
X-Large	 <p>BT8422</p> <ul style="list-style-type: none"> Max screen size: 80" Max load: 70kg Mounting patterns: up to 840x500mm <p>Page 55</p>	 <p>BTV520</p> <ul style="list-style-type: none"> Max screen size: 65" Max load: 70kg Mounting patterns: up to 825x500mm <p>Page 58</p>	 <p>BT8442</p> <ul style="list-style-type: none"> Max screen size: 80" Max load: 80kg Mounting patterns: up to 655x400mm <p>Page 55</p>	 <p>BT8432</p> <ul style="list-style-type: none"> Max screen size: 80" Max load: 70kg Mounting patterns: up to 677x400mm Tilt: +/-15° <p>Page 55</p>		
	Fixed			Tilt		
XX-Large	 <p>BT9901</p> <ul style="list-style-type: none"> Max screen size: 100" Max load: 100kg Mounting patterns: up to 900x600mm <p>Page 56</p>	 <p>BT9903</p> <ul style="list-style-type: none"> Max screen size: 120" Max load: 200kg Mounting patterns: up to 1000x600mm <p>Page 56</p>	 <p>BT9910</p> <ul style="list-style-type: none"> Max screen size: 100" Max load: 130kg Mounting patterns: up to 1000x600mm Tilt: +15° <p>Page 56</p>			
	Fixed		Tilt			

	Wall		Ceiling
Medical Mounts	 <p>BT7592</p> <ul style="list-style-type: none"> Max screen size: 28" Max load: 3-5kg Mounting patterns: 75x75 & 100x100 <p>Page 49</p>	 <p>BT7593</p> <ul style="list-style-type: none"> Max screen size: 28" Max load: 5-8kg Mounting patterns: 75x75 & 100x100 <p>Page 49</p>	 <p>BT7594</p> <ul style="list-style-type: none"> Max screen size: 28" Max load: 2kg-8kg Mounting patterns: 75x75 & 100x100 <p>Page 49</p>
	<p>Single Arm</p>		<p>Double Arm</p>
	 <p>BT7514</p> <ul style="list-style-type: none"> Max screen size: 47" Max load: 25kg Mounting patterns: up to 200x200 Tilt: +/-40° Swivel: 180° Distance from wall: 95 - 336mm <p>Page 51</p>	 <p>BTV503</p> <ul style="list-style-type: none"> Max screen size: 47" Max load: 25kg Mounting patterns: up to 200x200 Tilt: +/-15° Swivel: 180° Distance from wall: 79 - 240mm Screen rotation: 360° <p>Page 51</p>	 <p>BT7515</p> <ul style="list-style-type: none"> Max screen size: 47" Max load: 25kg Mounting patterns: up to 200x200 Tilt: +/-40° Swivel: 180° Distance from wall: 95 - 525mm Screen rotation: 360° <p>Page 51</p>
<p>Tilt</p>  <p>BTV511</p> <ul style="list-style-type: none"> Max screen size: 55" Max load: 50kg Mounting patterns: up to 400x400mm Tilt: +15° <p>Page 52</p>	<p>Double Arm</p>  <p>BTV513</p> <ul style="list-style-type: none"> Max screen size: 55" Max load: 35kg Mounting patterns: up to 400x400mm Tilt: +10/-2° Swivel: 180° <p>Page 53</p>	<p>VESA Adaptors</p>  <p>BT7542</p> <ul style="list-style-type: none"> Fits VESA patterns: 200x100 & 200x200  <p>BT7540</p> <ul style="list-style-type: none"> Fits VESA patterns: 300x200 & 400x200  <p>BT7502</p> <ul style="list-style-type: none"> Fits VESA patterns: 200x100 & 200x200  <p>BT7564</p> <ul style="list-style-type: none"> Fits VESA pattern: 600x400  <p>BT7565</p> <ul style="list-style-type: none"> Fits VESA pattern: 900x400 & 800x400 <p>Page 61</p>	<p>Fixed</p>  <p>BT8225</p> <ul style="list-style-type: none"> Max screen size: 75" Max load: 35kg (with a fixed tilt position) Max load: 20kg (with tool-less tilt enabled) Mounting patterns: up to 600x400mm Tilt: +/-15° Swivel: 130° <p>Page 55</p>
<p>Tilt</p>  <p>BTV521</p> <ul style="list-style-type: none"> Max screen size: 65" Max load: 70kg Mounting patterns: up to 825x400mm Tilt: +15° <p>Page 54</p>	<p>Double Arm</p>  <p>BT8226</p> <ul style="list-style-type: none"> Max screen size: 65" Max load: 35kg Mounting patterns: up to 600x400mm Tilt: +14°/-3° Swivel: 180° <p>Page 54</p>		<p>Fixed</p>  <p>BT9920</p> <ul style="list-style-type: none"> Max screen size: 120" Max load: 200kg Mounting patterns: up to 1600x800mm <p>Page 42</p>
XX-Large	<p>Double Arm</p> <p>XXL</p>  <p>BT8228</p> <ul style="list-style-type: none"> Max screen size: 120" Max load: 125kg Mounting patterns: up to 800x600mm Tilt: +15/-3° Swivel: 130° <p>Page 56</p>	<p>Fixed</p> <p>XXL</p>  <p>BT9920</p> <ul style="list-style-type: none"> Max screen size: 120" Max load: 200kg Mounting patterns: up to 1600x800mm <p>Page 42</p>	<p>Pop-Out</p> <p>XXL</p> <p>Pop-Out</p>  <p>BT9921</p> <ul style="list-style-type: none"> Max screen size: 120" Max load: 80kg Mounting patterns: up to 1600x800mm <p>Page 42</p>

Additional Mounting Solutions Quick Reference Guide

Ceiling Mounts

Swivel

- BT7553**
- Max screen size: 32"
 - Max load: 23kg
 - Mounting patterns: 75x75 & 100x100
 - Tilt: +90°/-15°
 - Swivel / Screen Rotation: 360°

Page 59

Adjustable Drop

- BT8420**
- Max screen size: 47"
 - Max load: 25kg
 - Mounting patterns: up to 200x200
 - Tilt: +/- 40°

Page 59

- BT8424**
- Max screen size: 65"
 - Max load: 50kg
 - Mounting patterns: up to 600x400mm
 - Tilt: +/-15°

Page 59

Adjustable Drop

- BT8426**
- Max screen size: 65"
 - Max load: 50kg
 - Mounting patterns: up to 600x400mm
 - Tilt: +/-15°

Page 60

Security Mounts

Dome Camera Mount

- BT5960**
- Max load: 5kg
 - Camera fixing dimensions: 51mm - 127.5mm

Page 148

Dome Camera Mount

- BT5961**
- Max load: 5kg
 - Camera fixing dimensions: 51mm - 251.5mm

Page 148

Dome Camera Mount Screen Mount

- BT5962**
- Max screen size: 28"
 - Max screen load: 20kg_s
 - Mounting patterns: up to 100x100
 - Max camera load: 5kg
 - Camera fixing dimensions: 51mm - 127.5mm

Page 148

Dome Camera Mount Screen Mount

- BT5963**
- Max screen size: 28"
 - Max screen load: 20kg
 - Mounting patterns: up to 100x100
 - Screen tilt: +17/-10°
 - Max camera load: 5kg
 - Camera fixing dimensions: 51mm - 127.5mm

Page 148

Projector Mounts



- BT899**
- Max load: 25kg
 - Max fixing pattern: 370mm

Page 100

Adjustable Drop

- BT899-AD**
- Max load: 25kg
 - Max fixing pattern: 370mm

Page 100



- BT899-FD**
- Max load: 25kg
 - Max fixing pattern: 370mm

Page 100



- BT899XL**
- Max load: 25kg
 - Max fixing pattern: 493mm

Page 100

Adjustable Drop

- BT899XL-AD**
- Max load: 25kg
 - Max fixing pattern: 493mm

Page 100

Desk Mounts



- BT7553**
- Max screen size: 32"
 - Max load: 23kg
 - Mounting patterns: 75x75 & 100x100
 - Tilt: +15°/-90°
 - Swivel: 360°
 - Screen Rotation: 360°

Page 63



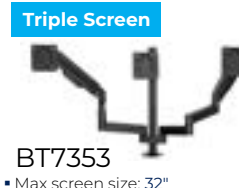
- BT7351**
- Max screen size: 32"
 - Max load: 9kg
 - Mounting patterns: 75x75 & 100x100
 - Tilt: +65°/-90°
 - Swivel: 360°
 - Screen Rotation: 360°

Page 63



- BT7352**
- Max screen size: 32"
 - Max load: 9kg
 - Mounting patterns: 75x75 & 100x100
 - Tilt: +65°/-90°
 - Swivel: 360°
 - Screen Rotation: 360°

Page 63



- BT7353**
- Max screen size: 32"
 - Max load: 9kg
 - Mounting patterns: 75x75 & 100x100
 - Tilt: +65°/-90°
 - Swivel: 360°
 - Screen Rotation: 360°

Page 63



- BT7371**
- Max screen size: 32"
 - Max load: 9kg
 - Mounting patterns: 75x75 & 100x100
 - Tilt: +65°/-90°
 - Swivel: 360°
 - Screen Rotation: 360°

Page 64

Speaker Mounts



- BT332**
- Max load: 5kg
 - Tilt: +/-20°
 - Swivel: 180°

Page 100

Side-Clamping

- BT77**
- Max load: 25kg
 - Tilt: +/-10°
 - Swivel: 360°

Page 100

Centre Speaker

- BT15**
- Max load: 15kg
 - Adjustable arm length: 180mm - 290mm






Page 100

Additional Mounting Solutions Quick Reference Guide

Ceiling

<p>Adjustable Drop</p>  <p>BT8427</p> <ul style="list-style-type: none"> Max screen size: 75" Max load: 70kg Mounting patterns: up to 600x400mm Tilt: up to +20° <p>Page 60</p>	<p>Back-To-Back</p>  <p>BT8428</p> <ul style="list-style-type: none"> Max screen size: 65" Max load: 50kg per screen Mounting patterns: up to 600x400mm Tilt: +/-15° <p>Page 60</p>	<p>XXL</p>  <p>BT8448</p> <ul style="list-style-type: none"> Max screen size: 120" Max load: 150kg Mounting patterns: up to 1000x600mm <p>Page 61</p>	<p>XXL Tilt</p>  <p>BT8449</p> <ul style="list-style-type: none"> Max screen size: 100" Max load: 80kg Mounting patterns: up to 1000x600mm Screen Tilt Positions: 0°, 5°, 10°, 15° <p>Page 61</p>
--	--	---	--






Ceiling

<p>Dome Camera Mount</p> <p>Screen Mount</p>  <p>BT5964</p> <ul style="list-style-type: none"> Max screen size: 47" Max screen load: 25kg Mounting patterns: up to 200x200 Screen tilt: +/-15° Max camera load: 5kg Camera fixing dimensions: 51mm - 127.5mm <p>Page 148</p>	<p>NPT Adaptor</p>  <p>BT5965</p> <ul style="list-style-type: none"> Max load: 25kg <p>Page 148</p>	<p>Screen Mount</p>  <p>BT5970</p> <ul style="list-style-type: none"> Max screen size: 28" Max screen load: 20kg Mounting patterns: 50x50, 75x75 & 100x100 <p>Page 149</p>	<p>Screen Mount</p>  <p>BT5971</p> <ul style="list-style-type: none"> Max screen size: 28" Max screen load: 20kg Tilt of screen: +17/-10° Mounting patterns: up to 100x100 <p>Page 149</p>	<p>Screen Mount</p>  <p>BT5972</p> <ul style="list-style-type: none"> Max screen size: 47" Max screen load: 25kg Tilt of screen: +/-40° Mounting patterns: up to 200x200 <p>Page 149</p>
--	---	--	---	---

Ceiling

 <p>BT899XL-FD</p> <ul style="list-style-type: none"> Max load: 25kg Max fixing pattern: 493mm <p>Page 96</p>	 <p>BT893</p> <ul style="list-style-type: none"> Max load: 70kg Max fixing pattern: 873mm <p>Page 97</p>	<p>Adjustable Drop</p>  <p>BT893-AD</p> <ul style="list-style-type: none"> Max load: 70kg Max fixing pattern: 873mm <p>Page 97</p>	 <p>BT893-FD</p> <ul style="list-style-type: none"> Max load: 70kg Max fixing pattern: 873mm <p>Page 97</p>
--	--	---	--

Clamp & Grommet

 <p>BT7372</p> <ul style="list-style-type: none"> Max screen size: 32" Max load: 9kg Mounting patterns: 75x75 & 100x100 Tilt: +65°/-90° Swivel: 360° Screen Rotation: 360° <p>Page 64</p>	 <p>BT7373</p> <ul style="list-style-type: none"> Max screen size: 32" Max load: 9kg Mounting patterns: 75x75 & 100x100 Tilt: +65°/-90° Swivel / Screen Rotation: 360° <p>Page 64</p>	<p>Twin Screen</p>  <p>BT7374</p> <ul style="list-style-type: none"> Max screen size: 32" Max load: 9kg per screen Mounting patterns: 75x75 & 100x100 Tilt: +65°/-90° Swivel / Screen Rotation: 360° <p>Page 64</p>	 <p>BT7383</p> <ul style="list-style-type: none"> Max screen size: 32" Max load: 9kg Mounting patterns: 75x75 & 100x100 Tilt: +65°/-90° Swivel / Screen Rotation: 360° <p>Page 65</p>	<p>Twin Screen</p>  <p>BT7384</p> <ul style="list-style-type: none"> Max screen size: 32" Max load: 9kg per screen Mounting patterns: 75x75 & 100x100 Tilt: +65°/-90° Swivel / Screen Rotation: 360° <p>Page 65</p>
---	--	---	--	---

Soundbar

 <p>BTV914</p> <ul style="list-style-type: none"> Max load: 10kg Height adjustable: 250mm Lateral adjustable: 112mm <p>Page 100</p>
--

Freestanding

 <p>BT604</p> <ul style="list-style-type: none"> Max load: 50kg Height: 400mm Top plate dimensions: 190x190mm <p>Page 101</p>	 <p>BT606</p> <ul style="list-style-type: none"> Max load: 35kg Height: 600mm Top plate dimensions: 160x160mm <p>Page 101</p>	 <p>BT608</p> <ul style="list-style-type: none"> Max load: 15kg Height: 800mm Top plate dimensions: 125x125mm <p>Page 101</p>
--	---	--

Menu Board & Videowall Mounts



B-Tech is the go-to multi-screen mounting systems provider, favoured by installers worldwide, thanks to a large selection of solutions that cover almost any requirement.

Our modular mounting system for single-rail menu board & multi-rail video wall installations is suitable for screens of any size & can be configured for specific requirements using our System X component range. Mount multiple screens side-by-side with wall, ceiling, floor & curved solutions available.

Screens can be mounted in landscape or portrait orientation with interface options that include fixed, tilt, or pop-out arms with micro-adjustment, allowing for a precise alignment & a 'hassle-free' installation; perfect for fast food restaurants, transport hubs, entertainment venues, etc.


For complete product specifications, including technical drawings & colour options, scan the QR code for each product to view the online page.



Alternative Configurations

There are thousands of System X mounting configurations available. Visit our online configuration tool to specify set-ups with options such as screen size, orientation & leg height available.

Try now at www.btechavmounts.com/systemx-configurator





Key Features

- Configurable solution available to order to your requirements from stock products
- Choice of fixed, tilt, micro-adjustment or pop-out interface arms
- Multiple rail & pole lengths available - can be cut or joined to any length
- Micro-adjustment arms allow tool-less adjustments for seamless display alignment
- Full-service options available - Pop-Out arms for easy service access or recess mounting
- Suitable for landscape or portrait mounting
- Lateral adjustment available for post-installation screen alignment
- Curved options available
- Safety screws help prevent unauthorised removal of screens
- Simple installation with all mounting hardware included


B-Tech's Menu Boards & Videowall solutions are ideal for Restaurants, Offices, Sports Arenas, Transport Hubs, Shop Fronts & many more...





Single rail multi-screen installations. Available as wall or ceiling mounts. From stock and are ready to customise

Choice Of Interface Arms



Choice Of Fixed (F), Tilt (T) or Micro-Adjustment (M) Interface Arms Available

Rail Extension



Rails can be extended to any length. Customise rails to match the number of screens mounted

BT8330 Menu Board Mounting System

Recommended Max Screen	Max Load	Max VESA	QR Code
75" / 190cm	50kg per screen	900	



Example X4 Screen Configuration

BT8331 Pop-Out Menu Board Mounting System

Recommended Max Screen	Max Load	Max VESA	QR Code
75" / 190cm	50kg per screen	900	




BT8332 Ceiling Mounted Menu Board Mounting System

Recommended Max Screen	Max Load	Max VESA	QR Code
75" / 190cm	50kg per screen	900	



BT8333 Ceiling Mounted Curved Menu Board Mounting System

Recommended Max Screen	Max Load	Max VESA	QR Code
75" / 190cm	50kg per screen	900	



Menu Board Mounting Systems


Model Number	Mount Type	Recommended Screen Size	Max Weight (per screen)	Max VESA*	Tilt Arms	Micro-Adjustment (Depth)	Micro-Adjustment (Height)	Angle Adjustment (Curve)	Distance From Wall**	Ceiling Drop***	Colour Options
BT8330	Wall	32"-75"	50kg	900	+20°	+/-10mm	+/-20mm	N/A	(F) 48mm (T) 58.4mm (M) 86mm	N/A	✓
BT8331	Wall, Pop-Out	39"-75"	50kg	900	N/A	+/-10mm	+/-20mm	N/A	(Closed) 105.4mm (Open) 332mm	N/A	✓
BT8332	Ceiling	32"-75"	50kg	900	+20°	+/-10mm	+/-20mm	N/A	N/A	0.5m up to 3m	✓
BT8333	Ceiling	32"-75"	50kg	900	N/A	+/-10mm	+/-20mm	+45°	N/A	0.5m up to 3m	✓

*Refers to maximum vertical fixing dimension. Correctly sized interface arms & adaptors will be supplied as necessary to suit the mounting pattern you require.



Multi screen, multi-rail installations. Available as wall or ceiling mounts. Customise or choose off-the-shelf kits

Pop-Out Arms for Service Access



Pop-out interface arms available for full service access included as standard with BT8331 & BT8341


Choice of Ceiling Drops



Multiple pole lengths available for ceiling mounting

BT8340 Videowall Mounting System

Recommended Max Screen	Max Load	Max VESA	QR Code
75" / 190cm	50kg per screen	900	



Example 3X3 Screen Configuration

BT8341 Pop-Out Videowall Mounting System

Recommended Max Screen	Max Load	Max VESA	QR Code
75" / 190cm	50kg per screen	900	




BT8342 Ceiling Mounted Videowall Mounting System

Recommended Max Screen	Max Load	Max VESA	QR Code
75" / 190cm	50kg per screen	900	



BT8343 Ceiling Mounted Curved Videowall Mounting System

Recommended Max Screen	Max Load	Max VESA	QR Code
75" / 190cm	50kg per screen	900	



Videowall Mounting Systems

Model Number	Mount Type	Recommended Screen Size	Max Weight (Per Screen)	Max VESA*	Tilt Arms**	Micro-Adjustment (Depth)	Micro-Adjustment (Height)	Angle Adjustment (Curve)	Distance From Wall	Ceiling Drop***	Colour Options
BT8340	Wall	32"-75"	50kg	900	+20°	+/-10mm	+/-20mm	N/A	(F) 48mm / (T) 58.4mm (M) 86mm	N/A	<input checked="" type="checkbox"/>
BT8341	Wall, Pop-Out	39"-75"	50kg	900	N/A	+/-10mm	+/-20mm	N/A	(Closed) 105.4mm (Open) 332mm	N/A	<input checked="" type="checkbox"/>
BT8342	Ceiling	32"-75"	50kg	900	+20°	+/-10mm	+/-20mm	N/A	N/A	0.5m up to 3m	<input checked="" type="checkbox"/>
BT8343	Ceiling	32"-75"	50kg	900	N/A	+/-10mm	+/-20mm	+45	N/A	0.5m up to 3m	<input checked="" type="checkbox"/>

** Choice of Fixed (F), Tilt (T), or Micro-adjustment (M) interface arms, dependent on the type of installation required.

*** Rails & poles can be cut & joined to create any length required.



Multi-screen installations available as wall or ceiling mounts from stock & ready to customise


Custom Set-Ups



Use our online configuration to specify your requirements.



AV Accessory Component Shelves



Fit AV Accessories such as shelves directly to columns

BT8370 Videowall Stand

Recommended Max Screen	Max Load	Max VESA	QR Code
75" / 190cm	50kg per screen	900	

Example 2X2 Screen Configuration



BT8371 Mobile Videowall Stand

Recommended Max Screen	Max Load	Max VESA	QR Code
75" / 190cm	50kg per screen	900	




BT8372 Bolt-Down Videowall Stand

Recommended Max Screen	Max Load	Max VESA	QR Code
75" / 190cm	50kg per screen	900	



BT8377 Bolt-Down Retractable Base Videowall Stand

Recommended Max Screen	Max Load	Max VESA	QR Code
75" / 190cm	50kg per screen	900	



Videowall Stands

Model Number	Mount Type	Recommended Screen Size	Max Weight (per screen)	Max VESA*	Tilt Arms	Micro-Adjustment (Depth)	Micro-Adjustment (Height)	Angle Adjustment (Curve)	Max Height	Colour Options
BT8370	Freestanding	32"-75"	50kg	900	+20°	+/-10mm	+/-20mm	N/A	4.2m	<input checked="" type="checkbox"/>
BT8371	Mobile	32"-75"	50kg	900	+20°	+/-10mm	+/-20mm	N/A	3.6m	<input checked="" type="checkbox"/>
BT8372	Bolt-Down	32"-75"	50kg	900	+20°	+/-10mm	+/-20mm	N/A	4.2m	<input checked="" type="checkbox"/>
BT8377	Bolt-Down	32"-75"	50kg	900	+20°	+/-10mm	+/-20mm	N/A	2.4m	<input checked="" type="checkbox"/>

*Refers to max. vertical fixing dimension for a typical configuration. Correctly sized interface arms & adaptors will be supplied as necessary to suit the mounting pattern you require.



Multi-screen installations. Available as wall or ceiling mounts. Customise or choose off-the-shelf kits

Adjustable Angle for Curved Displays



Integrated angle connector creates curved stands up to $\pm 45^\circ$

Cable Management



Integrated cable management featured for a tidy installation. Included on all System X stands

BT8373 Curved Videowall Stand

Recommended Max Screen	Max Load	Max VESA	QR Code
75" (190cm)	50kg per screen	900	

Example 2X4 Screen Configuration



BT8374 Mobile Curved Videowall Stand

Recommended Max Screen	Max Load	Max VESA	QR Code
75" (190cm)	50kg per screen	900	



BT8375 Bolt-Down Curved Videowall Stand

Recommended Max Screen	Max Load	Max VESA	QR Code
75" (190cm)	50kg per screen	900	



BT8376 Freestanding Curved Videowall Stand

Recommended Max Screen	Max Load	Max VESA	QR Code
75" (190cm)	50kg per screen	900	



Curved Videowall Stands

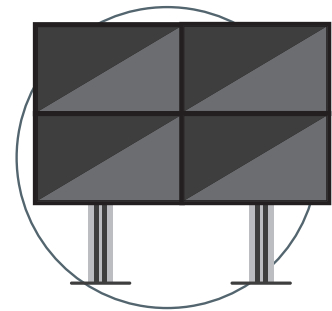
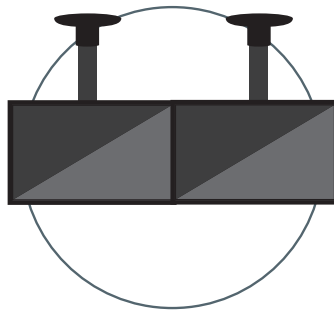
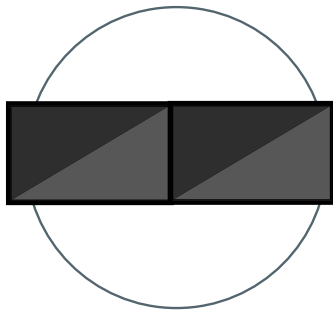
Model Number	Mount Type	Recommended Screen Size	Max Weight (Per Screen)	Max VESA*	Tilt Arms	Micro-Adjustment (Depth)	Micro-Adjustment (Height)	Angle Adjustment (Curve)	Max Height	Colour Options
BT8373	Freestanding	32"-75"	50kg	900	+20°	+/-10mm	+/-20mm	+45°	4.2m	<input checked="" type="checkbox"/>
BT8374	Mobile	32"-75"	50kg	900	+20°	+/-10mm	+/-20mm	+45°	3.6m	<input checked="" type="checkbox"/>
BT8375	Bolt-Down	32"-75"	50kg	900	N/A	+/-10mm	+/-20mm	+45°	4.2m	<input checked="" type="checkbox"/>
BT8376	Freestanding	32"-75"	50kg	900	N/A	+/-10mm	+/-20mm	+45°	2.4m	<input checked="" type="checkbox"/>

Menu Board & Videowall Online Configuration Tool

Step 1: Go to www.btechavmounts.com



Step 2: Select Wall, Ceiling or Floor Mounted



Configurations can be specified in just a few simple clicks. Start by choosing between wall or pole mounted options. Then, enter details about your screen size & the quantity to be installed, the orientation, the type of interface arm function such as tilt, fixed or micro-adjustment & pole length if required.

Once complete, fill out your contact details, & we'll get in touch & give you a quote for your requested configuration.

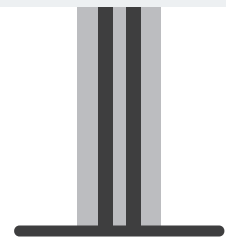
Floor Stands: Select **Mobile**, **Freestanding** or **Bolt-Down**



Freestanding



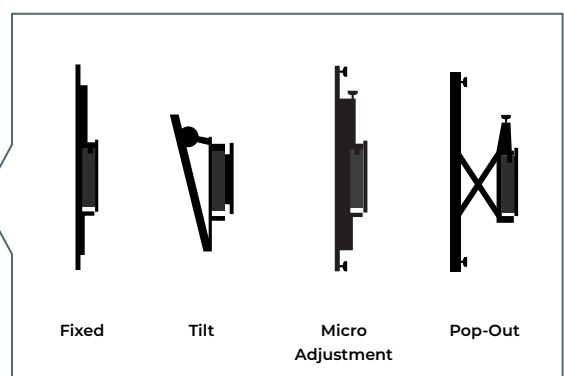
Mobile



Bolt-Down

Step 3: Select specifications from drop down boxes

Screen Size	please select	▼
Screens Per Row	please select	▼
Column Height	please select	▼
Interface Function	please select	▼
Number Of Rows	please select	▼
Column Colour	please select	▼



Fixed

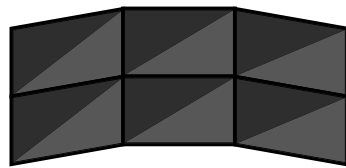
Tilt

Micro Adjustment

Pop-Out

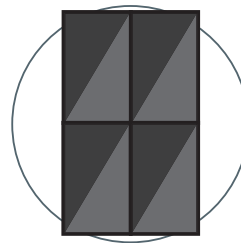
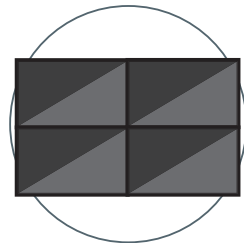
for Wall, Ceiling & Floor Mounting Solutions

Step 4: Select Additional Options: Curved installation




Add option for a curved display

Step 5: Select desired orientation (Landscape, Portrait)



Step 6: Configure your mounting solution



B-Tech Model:
BT8340-WI4x2-42-F

Step 7:

Request a quote for this configuration

System X Videowall mounting solutions

Available in 1,000s
of configurations
including Fixed,
Tilt or Pop-Out



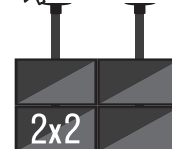
3x3



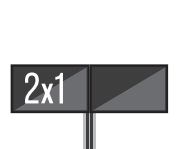
1x3




3x2



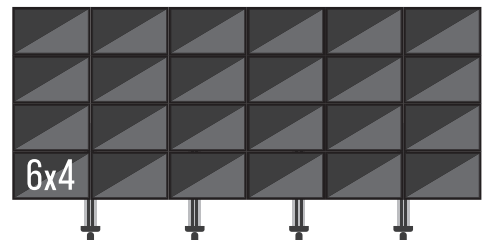
2x2



2x1



6x4



6x4

Modular Videowall Mounts



Designed to make videowall installations as quick & simple as possible, our range of modular mounting solutions can be used to create unlimited configurations in both landscape & portrait formats.

Push-in, pop-out opening enables access to the rear of the mounted screen for servicing & maintenance & the low profile designs are ideal for multi-screen installations & mounting into walls with a shallow recess. Micro-adjustment knobs make screen alignment quick & easy.

For complete product specifications, including technical drawings, scan the QR code for each product to view the online page.

Key Features

- Modular mounts allow videowall assembly in an unlimited number of configurations
- Suitable for landscape or portrait screen mounting
- Pop-out systems provide easy service access
- Tool-less micro-adjustment for seamless display alignment
- Depth, height & lateral adjustments of the screen
- Slim designs ideal for low-profile installs on walls or mounting in shallow recesses
- Keyhole mounting for quick & easy installation
- Suitable for pole mounting using System 2 collars
- Integrated locking mechanism prevents accidental pop-out of mount
- Safety screws help prevent unauthorised removal of screens
- Screen-specific spacer kits are available for the BT8312 to speed up installation times



One mount per screen

Quick and easy to install, simple to configure and tailored specifically for videowall applications.



Unlimited Configurations

Our modular mounting system allows videowall assembly in unlimited landscape or portrait configurations, from simple 2x2 videowalls to complex mosaic patterns.



Pop-Out Recess Mounting

Easy pop-out, pop-in function for full-service access, ideal for mounting into a recess for a flush fit to the wall.





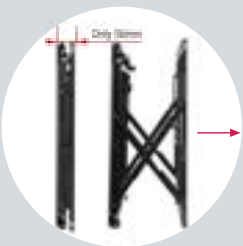
BT8312 Features



8 Points of micro-adjustment for depth, height & lateral screen adjustment



Tool-less micro-adjustment of +/-7.5mm at each corner for seamless display alignment



Slimline design mounts screen only 56mm from wall & features unique soft opening providing a quick & easy service access



Keyhole mounting for an easy installation

BT8312 Slimline Soft-Open Full Service Videowall Mount with 8-Point Micro-Adjustment



Recommended Max Screen	Max Load	Max VESA	QR Code
75" 190cm	50kg	600 x 400	

Patent app no. 2101314.9

Designed to make videowall installations as quick & simple as possible, this modular video wall mount can be used to create unlimited video wall configurations in both landscape & portrait formats. The BT8312 low-profile design is ideal for mounting into walls with a shallow recess or when space in front of the wall is minimal. 8 points of micro-adjustment make accurate screen alignment quick & easy & the soft opening features a patent pending controlled release, enabling access to the rear of the mounted screen for servicing & maintenance. Wall plate spacer kits are also available for the BT8312 to speed up the installation process.

Example Setup:

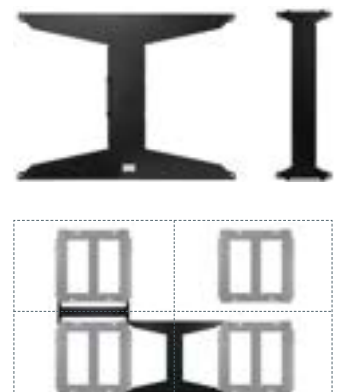


428 screen installation

ALSO AVAILABLE...

Wall Plate Spacer Kits to aid quick installation

Screen Size	Screen Dimensions	Spacer Required
46"	1022 x 576mm	BT8312-SP461
46"	1025 x 579mm	BT8312-SP462
47"	1047 x 592mm	BT8312-SP471
49"	1078 x 608mm	BT8312-SP491
55"	1211 x 682mm	BT8312-SP552
55"	1215 x 686mm	BT8312-SP551
70"	1544 x 870mm	BT8312-SP701




Unlimited Configurations



Suitable for mosaic displays. Align & level screens using the built in micro-adjustment knobs

Recess Mounting



Pop-out design for full service access ideal for mounting into a shallow recess

VESA Adaptors



Interface adaptor arms available to increase VESA fixings up to 900mm- See page 57

BT8309 Pop-Out Wall Mount with Micro-Adjustment



Recommended Max Screen	Max Load	Max VESA	QR Code
42" (107cm)	25kg	200	

BT8301 Full Service Pop-Out Wall Mount with Micro-Adjustment



Recommended Max Screen	Max Load	Max VESA	QR Code
70" (177cm)	35kg	600 x 400	

BT8310XL Heavy-Duty Pop-Out Wall Mount with Micro-Adjustment



Recommended Max Screen	Max Load	Max VESA	QR Code
120" (305cm)	125kg	600 x 400	

Modular Videowall Mounts

Model Number	Recommended Screen Size	Max Weight	Max VESA	Universal Fixings	Micro-Adjustment (Depth)	Micro-Adjustment (Height)	Micro-Adjustment (Lateral)	Depth From Wall	Keyhole Fixings	Spacer Kit	Colour Options
BT8309	22" - 42"	25kg	200 x 200	200 x 100mm	+/-6mm	+12mm	<input checked="" type="checkbox"/>	73- 191mm*	<input checked="" type="checkbox"/>	N/A	N/A
BT8301	42" - 70"	35kg	600 x 400	442 x 436mm	+/-4mm	+/-13mm	N/A	77.5- 260mm**	<input checked="" type="checkbox"/>	N/A	N/A
BT8312	42" - 75"	50kg	600 x 400	400 x 400mm	+/-7.5mm	+15mm	<input checked="" type="checkbox"/>	69.5- 222.5mm**	<input checked="" type="checkbox"/>	<input checked="" type="checkbox"/>	N/A
BT8310XL	42" - 120"	125kg	600 x 400	400 x 400mm	+/-7mm	+15mm	<input checked="" type="checkbox"/>	101- 293mm**	<input checked="" type="checkbox"/>	<input checked="" type="checkbox"/>	N/A

*Using the included interface adaptor arms to mount VESA 200 x 200 screens will increase the total depth of the product by 4mm
 **Using the included interface adaptor arms to mount VESA 600 x 400 screens will increase the total depth of the product by 6mm

■ Medium ■ Large ■ Extra Large

dvLED Mounting Solutions



Boasting the industry's most comprehensive and adaptable dvLED mounting systems on the market, our award-winning System X range allows support solutions to be configured and supplied at pace from multiple stocked locations around the world, making B-Tech the 'go-to' supplier for dvLED mounting solutions.

Our extensive experience in multi-screen mounting makes us ideally placed to produce innovative, versatile mounting solutions for dvLED technologies. They are designed to work with all cabinet brands on the market and are easy to specify using our online dvLED configurator, leading to fast turnaround times from readily available stock.

Built on our reliable System X technology, B-Tech's dvLED mounting solutions cater to wall, mobile, fixed base, and ceiling applications. Utilising off-the-shelf components allows for prompt packing and shipping, with our engineers pre-assembling key parts to save on-site installation time. These solutions are suitable for indoor use and are easy-to-install, with the added benefit of adaptability, should the project parameters unexpectedly change.

Whilst many dvLED mounting solutions can be tailored to requirement using our online configuration tool, more custom and intricate installations are also easily specified by talking to our skilled technical team directly at technical@btechavmounts.com. Our system can handle complex projects like curved wall mounting, ceiling-to-floor or ceiling-to-wall applications, or when cosmetic frames are needed to conceal the mounting structure.

Solutions available for all major brands, including...



(If a brand is not shown, please check the B-Tech website for our latest listings)



Better by Design - Designed to make mounting dvLED simple

B-Tech's technology helps mount the most impressive displays for small to large scale installations.

To assist with the precise installation of dvLED cabinets, a range of optional System X components featuring level, depth, height & angle adjustments have been designed to provide an exact & accurate mounting experience. Ideal for installations on uneven surfaces.



Depth & Height Adjustment Brackets
Precision alignment on uneven surfaces



Floor Base with Level Adjustment
Suitable for uneven floors

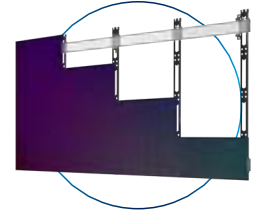
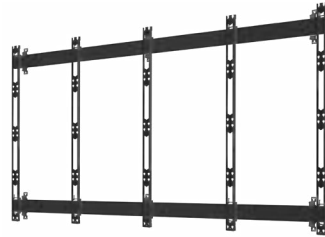


Retractable Floor Base
Allows easy access to the front of AV displays
Ideal for shop window displays





■ **BT9340**
Wall Mounted
dvLED Videowall Mount




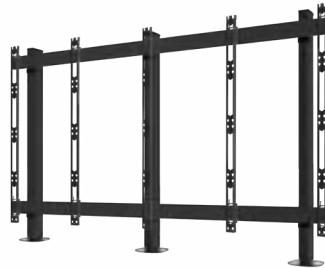
■ **BT9370**
dvLED Videowall Stand



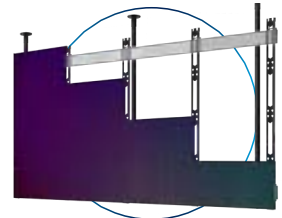
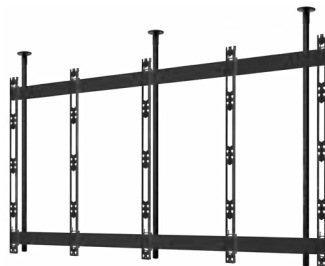
■ **BT9371**
Mobile
dvLED Videowall Stand



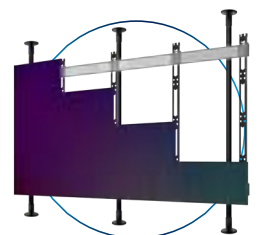
■ **BT9372**
Bolt-Down
dvLED Videowall Stand



■ **BT9342**
Ceiling Mounted
dvLED Videowall Mount

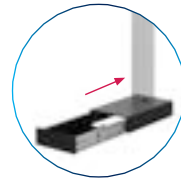


■ **BT9344**
Floor-To-Ceiling
dvLED Videowall Mount







■ **BT9377**
Bolt-Down dvLED Videowall Stand
with Retractable Base



■ **BT9343**
Curved dvLED
Wall Mount



■ **BT9373**
Curved dvLED
Freestanding Stand



■ **BT9375**
Curved dvLED
Bolt-Down Stand



■ **BT9376**
Wave dvLED
Bolt-Down Stand



Corner dvLED
Mounting



■ **BT9350**
Internal dvLED Corner Wall Mount

■ **BT9351**
External dvLED Corner Wall Mount

■ **BT9352**
Cube dvLED Videowall Mount



Mounting solutions available for all major brands of All-in-One displays


Such as...

Absen

Mounting solutions designed specifically for Absens iCon series All-In-One LED Screens, the range consists of wall mounted, freestanding, mobile & bolt down versions & all feature the same high-end aesthetic, anodised aluminium finish & integrated cable management, which ensures a smart & stylish installation.



Scan the QR code to view our exclusive to Absen Brochure.




Wall Mounted



Freestanding



Mobile



Bolt-Down

SAMSUNG

Solutions designed exclusively for Samsung's All-In-One IAB Display.

- **BT9370-SAM110**
Freestanding Floor Stand
for Samsung All-in-One 110" IAB Display
- **BT9370-SAM146**
Freestanding Floor Stand
for Samsung All-in-One 146" IAB Display





Designs specifically for **LG's LAEC015 136"**, **LAEC018 163"** & **LAED015 171"** **All-In-One LED Screens**, the range consists of wall mounted, freestanding, mobile & bolt down versions & all feature the same high-end aesthetic, anodised aluminium finish & integrated cable management, which ensures a smart & stylish installation. **See page 42** for wall mounted solutions.

Scan the QR code to view our exclusive to LG Brochure.



Freestanding Solutions

- **BT83LAEC015-S**
Freestanding Floor Stand
for LG LAEC015 136" Display
- **BT83LG163-S**
Freestanding Floor Stand
for LG LAEC018 163" Display
- **BT83LG171-S**
Freestanding Floor Stand
for LG LAEC015 171" 21:9 Display



Mobile Solutions

- **BT83LAEC015-M**
Mobile Floor Stand
for LG LAEC015 136" Display
- **BT83LG163-M**
Mobile Floor Stand
for LG LAEC018 163" Display
- **BT83LG171-M**
Mobile Floor Stand
for LG LAEC015 171" 21:9 Display



Bolt-Down Solutions

- **BT83LAEC015-B**
Bolt-Down Floor Stand
for LG LAEC015 136" Display
- **BT83LG163-B**
Bolt-Down Floor Stand
for LG LAEC018 163" Display
- **BT83LG171-B**
Bolt-Down Floor Stand
for LG LAEC015 171" 21:9 Display

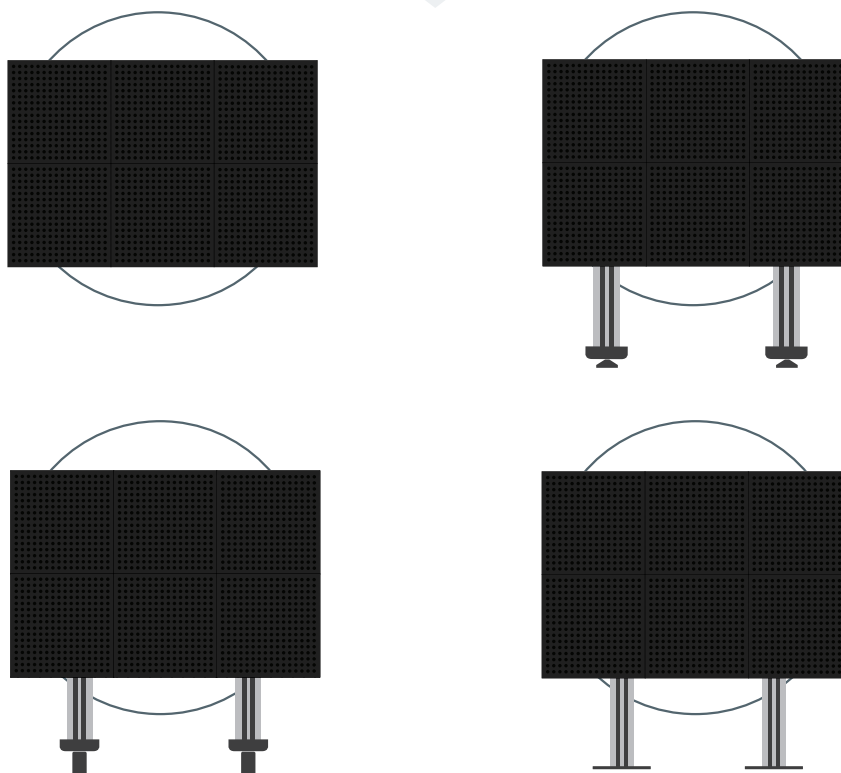


Direct View LED Videowall Online Configuration Tool

Step 1: Go to www.btechavmounts.com



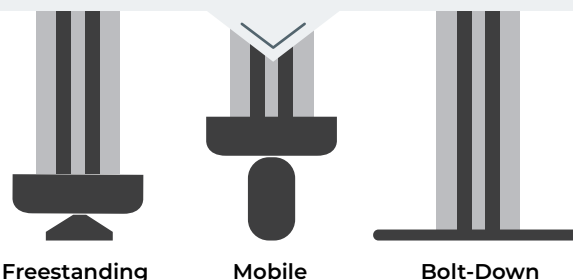
Step 2: Select Wall, Freestanding, Mobile or Bolt-Down



Configurations can be specified in just a few simple clicks. Start by choosing between wall or floor stand mounted options. Then, enter details about your screen size & the quantity to be installed, the orientation, the type & brand of dvLED panel to be used.

Once complete, fill out your contact details, & we'll get in touch & give you a quote for your requested configuration.

Floor Stands: Select **Mobile**, **Freestanding** or **Bolt-Down**




For Wall, Freestanding, Mobile & Bolt-Down Mounting Solutions

Step 3: Select specifications from drop down boxes

LED Cabinets Per Row	please select	▼
Number of Rows of LED Cabinets	please select	▼
Cabinet Dimensions	please select	▼
Cabinet Weight	please select	▼
Cabinet Brand / Model Number	please select	▼
Cabinet Fixing Method	please select	▼



Step 4: Configure your LED Mounting Solution




B-Tech Model:
BT9340-3x2

Step 5:

[Request a quote for this configuration](#)

Alternatively: Contact B-Tech for Curved, Ceiling or Bespoke Solutions

To configure **curved**, **ceiling** or **bespoke** dvLED mounting solutions contact technical@btechavmounts.com stating your specifications to receive a quote within days.



Specialist Mounts & Digital Signage Solutions



With more screens featuring in retail environments than ever before, the need for a comprehensive range of specialist mounting solutions is apparent.


In addition to videowalls, single screens (ranging from small to XXL) & specialist signage, such as Samsung's double-sided OMN-D Series or LG's XXL110" displays, are being installed into retail outlets. Our range of specialist mounting solutions includes various options catering to the applications often required: portrait mounts, pop-out options for recess mounting, rotational mounts for eye-catching displays and screen enclosures can also be customised to meet the installation requirements.

For complete product specifications, including technical drawings & colour options, scan the QR code for each product to view the online page.



Angled Displays

Rotational mounts are ideal for creating creative, eye-catching installations, such as solutions that require mounting screens at fixed angles.



XXL Signage Mounts


Ideal for the largest screens on the market such as LG's UHD Signage Displays.



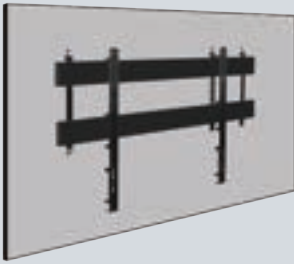
Digital Signage Mounts

Digital signage has become increasingly popular due to its ability to capture attention, convey information dynamically, and adapt to changing content needs.





Wall mounts designed for XXL displays such as LG's 110UM5J



Pop-out, full service mounts are ideal for recessed walls



Landscape & portrait mounting options

ALSO AVAILABLE...

BT8310XL
Heavy Duty Pop-Out Flat Screen Wall Mount with Micro-Adjustment



See page 31 for more details

■ **BT9920**
Display Wall Mount for XXL Displays

Ideal for LG's 110" 110UM5J-B

Recommended Max Screen	Max Load	Max VESA	QR Code
120" <small>305cm</small>	200kg	1600 x 800	



■ **BT9921**
Soft-Open Full Service Wall Mount for XXL Displays

Ideal for LG's 110" 110UM5J-B

Recommended Max Screen	Max Load	Max VESA	QR Code
120" <small>305cm</small>	80kg	1600 x 800	



■ **BT9925**
Soft-Open Full Service Portrait Wall Mount for XXL Displays

Ideal for LG's 110" 110UM5J-B

Recommended Max Screen	Max Load	Max VESA	QR Code
120" <small>305cm</small>	80kg	800 x 1600	



■ **BT9922**
Full Service Heavy Duty Wall Mount for XXL Displays

Ideal for LG's 136" LAEC015

Recommended Max Screen	Max Load	Max VESA	QR Code
136" <small>345cm</small>	200kg	2400 x 1200	

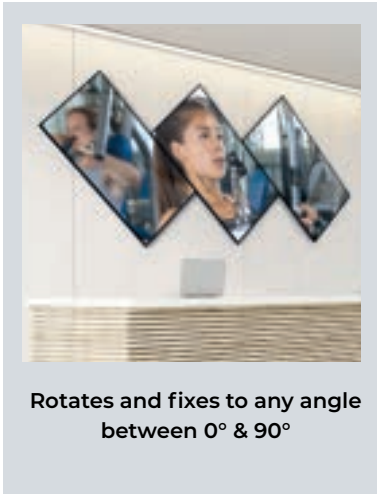


■ **BT9926**
Full Service Wall Mount for XXL Displays

Ideal for 21:9 Ultrawide screen displays

Recommended Max Screen	Max Load	Max VESA	QR Code
120" <small>305cm</small>	200kg	1600 x 800	






BT7550 Rotational Flip Mount for Large Screens

Allows mounted screens to rotate from landscape to portrait orientation or vice-versa



Angle guides help set the desired rotation of your screen



Recommended Max Screen	Max Load	Max VESA	Tilt	Rotation	QR Code
65" 165cm	70kg	400	4.5°	360°	

Portrait Wall Mount



BT8322 Portrait Digital Signage Wall Mount



Recommended Max Screen	Max Load	Max VESA	QR Code
65" 165cm	80kg	400 x 600	

BT9923 XL Portrait Wall Mount for Ultrawide Displays

Ideal for 21:9 Ultrawide screen displays



Recommended Max Screen	Max Load	Max VESA	QR Code
120" 305cm	200kg	600 x 1500	

Specialist Wall Mounts

Model Number	Mount	Recommended Screen Size	Max Load	Max VESA	Tilt	Rotation	Lateral Shift	Distance From Wall	Landscape Mounting	Portrait Mounting
BT7550	Wall	37" - 65"	70kg	400	-4.5°	90°	N/A	47mm	<input checked="" type="checkbox"/>	<input checked="" type="checkbox"/>
BT8322	Wall	40" - 65"	80kg	400x600	N/A	N/A	<input checked="" type="checkbox"/>	36mm	N/A	<input checked="" type="checkbox"/>
BT9920	Wall	120"	200kg	1600x800	N/A	N/A	<input checked="" type="checkbox"/>	52mm	<input checked="" type="checkbox"/>	N/A
BT9921	Wall, Pop-Out	120"	80kg	1600x800	N/A	N/A	<input checked="" type="checkbox"/>	115mm - 268mm	<input checked="" type="checkbox"/>	N/A
BT9922	Wall, Pop-Out	120" - 136"	200kg	2400 x 1200	N/A	N/A	<input checked="" type="checkbox"/>	183mm - 375mm	<input checked="" type="checkbox"/>	N/A
BT9923	Wall	105" - 120"	200kg	600 x 1500	N/A	N/A	<input checked="" type="checkbox"/>	52mm	N/A	<input checked="" type="checkbox"/>
BT9925	Wall, Pop-Out	72" - 120"	80kg	800 x 1600	N/A	N/A	<input checked="" type="checkbox"/>	121mm - 268mm	N/A	<input checked="" type="checkbox"/>
BT9926	Wall, Pop-Out	72" - 120"	200kg	1600 x 800	N/A	N/A	<input checked="" type="checkbox"/>	146mm - 339mm	<input checked="" type="checkbox"/>	N/A



ALSO AVAILABLE...

■ **BT8327**
System 2 Adaptor
for use with BT8325



Creates extended ceiling drops



■ **BT8326**
Floor Mount
for **SAMSUNG** Omn-D Series
Double Sided Display Panels

Designed Specifically To Floor Mount:
Samsung 55" Omn-D Series Double Sided Display Panels

Recommended Max Screen	Max Load	
55" 140cm	50kg	



■ **BT8325**
Ceiling Mount
for **SAMSUNG** Omn-D Series
Double Sided Display Panels

Designed Specifically To Ceiling Mount:
Samsung 55" Omn-D Series Double Sided Display Panels

Recommended Max Screen	Max Load	
55" 140cm	50kg	



■ **BT7003**
Freestanding
Digital Signage Mount
with Screen Enclosure



■ **BT7004**
Bolt-Down
Digital Signage Mount
with Screen Enclosure



Recommended Max Screen	Max Load	Max VESA	
75" 190cm	50kg	600 x 400	

Recommended Max Screen	Max Load	Max VESA	
75" 190cm	50kg	600 x 400	

ALSO AVAILABLE...

■ **BT7104**
Bolt-Down Twin Pole
Digital Signage Mount
with Screen Enclosure



Customise:
Can be ordered for use with any B-Tech column

■ **BT8577**
Bolt-Down Pole Mounted
Digital Signage Stand
with Retractable Base



■ **BT8587**
Bolt-Down Column Mounted
Digital Signage Stand
with Retractable Base



Recommended Max Screen	Max Load	Max VESA	
75" 190cm	50kg	600 x 400	

Recommended Max Screen	Max Load	Max VESA	
86" 218cm	70kg	800 x 600	



BT7000 Digital Signage Kiosk

Recommended Max Screen	Max Load	Max VESA	QR Code
86" 218cm	50kg	600 x 400	



BT7001 Back-to-Back Digital Signage Kiosk

Recommended Max Screen	Max Load	Max VESA	QR Code
86" 218cm	50kg per screen	600 x 400	



BT7002 Ultra-Slim Digital Signage Kiosk

Recommended Max Screen	Max Load	Max VESA	QR Code
86" 218cm	50kg	600 x 400	



Kiosks designed with heavy-duty bases, vented panels for airflow and feature internal storage areas

Specialist Stands for Digital Signage

Model Number	Mount	Recommended Screen Size	Max Screen Load	Max VESA	Tilt	Lateral Shift	Landscape Mounting	Portrait Mounting	System 2 & System X Compatible	Colour Options
BT8325	Ceiling	55"	50kg	N/A	N/A	N/A	N/A	<input checked="" type="checkbox"/>	N/A	N/A
BT8326	Bolt-Down	55"	50kg	N/A	N/A	N/A	N/A	<input checked="" type="checkbox"/>	N/A	N/A
BT7003	Freestanding	27"- 75"	50kg	600x400	N/A	<input checked="" type="checkbox"/>	<input checked="" type="checkbox"/>	<input checked="" type="checkbox"/>	<input checked="" type="checkbox"/>	<input checked="" type="checkbox"/>
BT7004	Bolt-Down	27"- 75"	50kg	600x400	N/A	<input checked="" type="checkbox"/>	<input checked="" type="checkbox"/>	<input checked="" type="checkbox"/>	<input checked="" type="checkbox"/>	<input checked="" type="checkbox"/>
BT8577	Bolt-Down	27"- 75"	50kg	600x400	N/A	<input checked="" type="checkbox"/>	<input checked="" type="checkbox"/>	<input checked="" type="checkbox"/>	<input checked="" type="checkbox"/>	N/A
BT8587	Bolt-Down	27"- 75"	50kg	600x400	N/A	<input checked="" type="checkbox"/>	<input checked="" type="checkbox"/>	<input checked="" type="checkbox"/>	<input checked="" type="checkbox"/>	<input checked="" type="checkbox"/>
BT7000	Freestanding	27"- 86"	50kg	600x400	N/A	<input checked="" type="checkbox"/>	<input checked="" type="checkbox"/>	<input checked="" type="checkbox"/>	N/A	<input checked="" type="checkbox"/>
BT7001	Freestanding	27"- 86"	50kg	600x400	N/A	<input checked="" type="checkbox"/>	<input checked="" type="checkbox"/>	<input checked="" type="checkbox"/>	N/A	<input checked="" type="checkbox"/>
BT7002	Freestanding	27"- 86"	50kg	600x400	N/A	<input checked="" type="checkbox"/>	<input checked="" type="checkbox"/>	<input checked="" type="checkbox"/>	N/A	<input checked="" type="checkbox"/>

Flat Screen Wall Mounts



B-Tech's range of professional screen wall mounts is a comprehensive collection with various fixed, tilt & full motion solutions for screens ranging from 10" to 120".

Many features can be found on products throughout the range, including designs for making installation as straightforward as possible. Additionally, many products are compatible with the B-Tech's System 2, System X & System V modular ranges using accessory collars, which allow them to be used for ceiling or other pole-mounted applications.

Please note, max screen sizes are recommendations only & it may be possible to mount other sizes; please refer to the screen's weight & mounting pattern to find the best compatible mount.

For complete product specifications, including technical drawings & colour options, scan the QR code for each product to view the online page.



The VESA® Standard mounting patterns are the distance (in millimetres) between the four mounting holes on the back of a screen & are used by most TV brands.



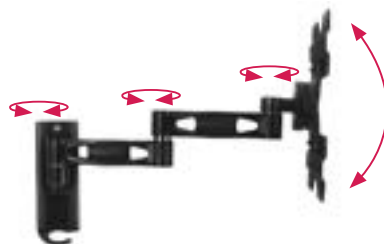


Key Features

- Designed for an easy 1-2-3 step installation
- Mounts supplied pre-assembled
- Simple 'hook-on' screen mounting
- All mounting hardware included
- Suitable for landscape or portrait mounting
- Universal mounts feature lateral adjustment of the screen once mounted
- Brackets utilise various security features to prevent easy removal of the screen with safety screws or locking bar included
- Coverplates & cable management are included with swing arm mounts
- Wall brackets feature an 'On Wall Levelling System' (OWLS) or keyhole fixings for a hassle-free installation
- A selection of mounts are compatible with System 2 & System X ranges suitable for both pole & column mounting

Full Motion Mounts

Full motion mounts allow the user to extend the screen from the wall, pan the screen left to right, & tilt up & down to achieve an ideal viewing angle from anywhere in the room.



Ultra-Slim Mounts

Designed with a low profile in mind, these mounts are ideal for close-to-the-wall installations making the wall mount virtually disappear behind the screen & harmonising the display with the surrounding environment.





'Owls' On Wall Levelling for an error free installation



Use accessory collars to pole mount compatible screen mounts. See table for System 2 compatibility



Space Savers

Swing-out arms fold flat to the wall

BT7510 Ultra-Slim Wall Mount

Recommended Max Screen	Max Load	Max VESA	QR Code
28" 71cm	20kg	100	



BT7511 Wall Mount with Tilt

Recommended Max Screen	Max Load	Max VESA	Tilt	QR Code
28" 71cm	20kg	100	10° 17°	



BT7518 Wall Mount with Tilt & Swivel

Recommended Max Screen	Max Load	Max VESA	Tilt	Swivel	Rotation	QR Code
28" 71cm	20kg	100	10° 17°	50°	360°	



BT7512 Single Arm Wall Mount with Tilt & Swivel

Recommended Max Screen	Max Load	Max VESA	Tilt	Swivel	Rotation	QR Code
28" 71cm	15kg	100	10° 17°	180°	360°	



BT7513 Double Arm Wall Mount with Tilt & Swivel

Recommended Max Screen	Max Load	Max VESA	Tilt	Swivel	Rotation	QR Code
28" 71cm	15kg	100	10° 17°	180°	360°	



Flat Screen Wall Mounts - Small

Model Number	Function	Recommended Screen Size	Max Load	VESA	Tilt	Swivel	Rotation	Distance From Wall	Lateral Shift	On Wall Levelling (Owls)	System 2 Compatible
BT7510	Fixed	10" - 28"	20kg	50, 75, 100	N/A	N/A	N/A	15mm	N/A	<input checked="" type="checkbox"/>	<input checked="" type="checkbox"/>
BT7511	Tilt	10" - 28"	20kg	75, 100	+17°/-10°	N/A	N/A	55mm	N/A	<input checked="" type="checkbox"/>	<input checked="" type="checkbox"/>
BT7518	Tilt & Swivel	10" - 28"	20kg	75, 100	+17°/-10°	50°*	360°	93mm	N/A	<input checked="" type="checkbox"/>	<input checked="" type="checkbox"/>
BT7512	Single Arm	10" - 28"	15kg	75, 100	+17°/-10°	180°	360°	75 - 280mm	N/A	<input checked="" type="checkbox"/>	<input checked="" type="checkbox"/>
BT7513	Double Arm	10" - 28"	15kg	75, 100	+17°/-10°	180°	360°	95 - 467mm	N/A	<input checked="" type="checkbox"/>	<input checked="" type="checkbox"/>

*Swivel increases to 180° when pole mounted

Medical Mounts VESA 100



Anti-bacterial Powder Coating



Medical mounts manufactured with Interpon® anti-bacterial powder coating



Full motion, extendible mounts with handle for easy screen positioning

- BT7592**
Full Motion Articulating Arm Medical Wall Mount
 for screens from 3kg - 5kg

Recommended Max Screen	Max Load	Max VESA	Tilt	Swivel	QR Code
28" / 71cm	5kg	100	100° / 100°	360°	



- BT7593**
Full Motion Articulating Arm Medical Wall Mount
 for screens from 5kg - 8kg

Recommended Max Screen	Max Load	Max VESA	Tilt	Swivel	QR Code
28" / 71cm	8kg	100	100° / 100°	360°	



- BT7594**
Full Motion Articulating Arm Medical Ceiling Mount
 for screens from 2kg - 8kg

Recommended Max Screen	Max Load	Max VESA	Tilt	Swivel	QR Code
28" / 71cm	8kg	100	10° / 40°	330°	




Specialist Flat Screen Wall Mounts

Model Number	Mount	Recommended Screen Size	Max Load	VESA	Tilt	Swivel	Screen Rotation	Extension	Lateral Shift	Height Adjustment	Anti-bacterial Powder Coating
BT7592	Wall	10" - 28"	3 - 5kg	75, 100	+100°/-100°	360°	N/A	1650mm	N/A	<input checked="" type="checkbox"/>	<input checked="" type="checkbox"/>
BT7593	Wall	10" - 28"	5 - 8kg	75, 100	+100°/-100°	360°	N/A	1650mm	N/A	<input checked="" type="checkbox"/>	<input checked="" type="checkbox"/>
BT7594	Ceiling	10" - 28"	2 - 8kg	75, 100	+10°/-40°	330°	N/A	1895mm	N/A	<input checked="" type="checkbox"/>	<input checked="" type="checkbox"/>



Compatibility with B-Tech Component Ranges



Many of the wall mounts featured in this catalogue are compatible with System 2 accessory collars for pole mounting or can be fitted directly onto System X columns. Check the specification table for mount compatibility.

BT7532 Ultra-Slim Fixed Wall Mount

Recommended Max Screen	Max Load	Max VESA	QR Code
47" / 120cm	40kg	200	



BT8200 Ultra-Slim Fixed Wall Mount

Recommended Max Screen	Max Load	Max VESA	QR Code
47" / 120cm	40kg	200	



BTV500 Fixed Wall Mount

Recommended Max Screen	Max Load	Max VESA	QR Code
47" / 120cm	40kg	200	



BT7523 Wall Mount with Tilt

Recommended Max Screen	Max Load	Max VESA	Tilt	QR Code
47" / 120cm	40kg	200	15° / 15°	



BTV501 Wall Mount with Tilt

Recommended Max Screen	Max Load	Max VESA	Tilt	QR Code
47" / 120cm	40kg	200	15°	



BTV502 Wall Mount with Tilt & Swivel

Recommended Max Screen	Max Load	Max VESA	Tilt	Swivel	Rotation	QR Code
47" / 120cm	25kg	200	15° / 15°	180°	360°	

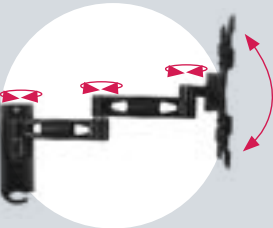




BT7514 supplied with alternative short arm



Cliplogic™ Cable Management Clips supplied with BT7512 / BT7513 / BT7514 / BT7515



Swing arms swivel at 3 pivot points (wall, arm & interface)

■ BTV503 Single Arm Wall Mount with Tilt & Swivel

Recommended Max Screen	Max Load	Max VESA	Tilt	Swivel	Rotation	QR Code
47" 120cm	25kg	200	15° 15°	180°	360°	



■ BT7514 Single Arm Wall Mount with Tilt & Swivel

Recommended Max Screen	Max Load	Max VESA	Tilt	Swivel	QR Code
47" 120cm	25kg	200	40° 40°	180°	




■ BTV504 Double Arm Wall Mount with Tilt & Swivel

Recommended Max Screen	Max Load	Max VESA	Tilt	Swivel	Rotation	QR Code
47" 120cm	25kg	200	15° 15°	180°	360°	




■ BT7515 Double Arm Wall Mount with Tilt & Swivel

Recommended Max Screen	Max Load	Max VESA	Tilt	Swivel	QR Code
47" 120cm	25kg	200	40° 40°	180°	



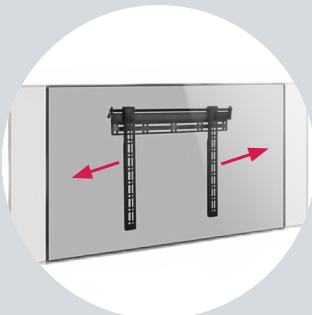
Flat Screen Wall Mounts - Medium

Model Number	Function	Recommended Screen Size	Max Load	Max VESA	Tilt	Swivel	Rotation	Distance From Wall	Lateral Shift	On Wall Levelling	System 2 Compatible
BT7532	Fixed	22" - 47"	40kg	200	N/A	N/A	N/A	15mm	<input checked="" type="checkbox"/>	N/A	N/A
BT8200	Fixed	22" - 47"	40kg	200	N/A	N/A	N/A	14mm	<input checked="" type="checkbox"/>	N/A	N/A
BTV500	Fixed	22" - 47"	40kg	200	N/A	N/A	N/A	20mm	<input checked="" type="checkbox"/>	N/A	N/A
BT7523	Tilt	22" - 47"	25kg	200	+/-15°	N/A	N/A	52mm	N/A	<input checked="" type="checkbox"/>	<input checked="" type="checkbox"/>
BTV501	Tilt	22" - 47"	40kg	200	+15°	N/A	N/A	44mm	<input checked="" type="checkbox"/>	N/A	N/A
BTV502	Tilt & Swivel	22" - 47"	25kg	200	+/-15°	+180°	360°	95mm	N/A	N/A	N/A
BTV503	Single Arm	22" - 47"	25kg	200	+/-15°	+180°	360°	79 - 240mm	N/A	N/A	N/A
BT7514	Single Arm	22" - 47"	25kg	200	+/-40°	+180°	N/A	95 - 336mm	N/A	<input checked="" type="checkbox"/>	<input checked="" type="checkbox"/>
BTV504	Double Arm	22" - 47"	25kg	200	+/-15°	+180°	360°	79 - 385mm	N/A	N/A	N/A
BT7515	Double Arm	22" - 47"	25kg	200	+/-40°	+180°	N/A	95 - 525mm	N/A	<input checked="" type="checkbox"/>	<input checked="" type="checkbox"/>



Interface arms feature height adjustment screws to level the screen once mounted featured on:

BT8431, BT8432, BT8441, BT8442, BT8226, BT8228, BT9901, BT9903 & BT9910



Post installation lateral adjustment for optimal screen positioning on a wall



Mounts with locking bars:
BT8200, BT8421, BTV500, BTV501, BTV510, BTV511, BTV520, BTV521 & BT8422.
Padlock not supplied

■ BT8441 Fixed Wall Mount

Recommended Max Screen	Max Load Wall	Max Load Pole	Max VESA	QR Code
55" 140cm	80kg	50kg	400	



■ BT8421 Fixed Wall Mount

Recommended Max Screen	Max Load	Max VESA	QR Code
55" 140cm	35kg	400	



■ BTV510 Fixed Wall Mount

Recommended Max Screen	Max Load	Max VESA	QR Code
55" 140cm	50kg	400	



■ BTV511 Wall Mount with Tilt

Recommended Max Screen	Max Load	Max VESA	Tilt	QR Code
55" 140cm	50kg	400	15°	





Keyhole wall fixings for easy installations featured on: **BT8431, BT8432, BT8441, BT8442, BT8226, BT8228, BT9901, BT9903 & BT9910**



Double arm wall mounts feature 3 pivot points for optimum screen positioning

BT8431 Wall Mount with Tilt



Recommended Max Screen	Max Load	Max VESA	Tilt	QR Code
55" / 140cm	50kg	400	±15°	

BTV513 Ultra-Slim Double Arm Wall Mount with Tilt & Swivel



Recommended Max Screen	Max Load	Max VESA	Tilt	Swivel	QR Code
55" / 140cm	35kg	400	±10° / ±2°	±180°	

Flat Screen Wall Mounts - Large

Model Number	Function	Recommended Screen Size	Max Load	Max VESA	Tilt	Swivel	Screen Rotation	Distance From Wall	Lateral Shift	Keyhole Fixings	System 2 Compatible
BT8421	Fixed	32" - 55"	35kg	400	N/A	N/A	N/A	30mm	<input checked="" type="checkbox"/>	N/A	N/A
BTV510	Fixed	32" - 55"	50kg	400	N/A	N/A	N/A	20mm	<input checked="" type="checkbox"/>	N/A	N/A
BT8441	Fixed	32" - 55"	80kg	400	N/A	N/A	N/A	30mm	<input checked="" type="checkbox"/>	<input checked="" type="checkbox"/>	<input checked="" type="checkbox"/>
BT8210	Fixed	32" - 55"	50kg	400	N/A	N/A	N/A	14mm	<input checked="" type="checkbox"/>	N/A	N/A
BT8421	Fixed	32" - 55"	35kg	400	N/A	N/A	N/A	30mm	<input checked="" type="checkbox"/>	N/A	N/A
BTV511	Tilt	32" - 55"	50kg	400	+15°	N/A	N/A	44mm	<input checked="" type="checkbox"/>	N/A	N/A
BT8431	Tilt	32" - 55"	50kg	400	+/-15°	N/A	N/A	81mm	<input checked="" type="checkbox"/>	<input checked="" type="checkbox"/>	<input checked="" type="checkbox"/>
BTV513	Double Arm	32" - 55"	35kg	400	+10° / -2°	+180°	N/A	40 - 450mm	<input checked="" type="checkbox"/>	N/A	N/A



■ BTV520 Fixed Wall Mount

Recommended Max Screen	Max Load	Max VESA	QR Code
65" / 165cm	70kg	800	



Locking holes allow the user to attach a small padlock for additional security

■ BTV521 Wall Mount with Tilt

Recommended Max Screen	Max Load	Max VESA	Tilt	QR Code
65" / 165cm	70kg	800	15°	




■ BT8226 Double Arm Wall Mount with Tilt & Swivel


Recommended Max Screen	Max Load	Max VESA	Tilt	Swivel	QR Code
65" / 165cm	35kg	600 x 400	3° / 14°	180°	



All B-Tech wall mounts come complete with all necessary fixings for a hassle free installation




Fitted cover plates with fixings for an attractive finish



Integrated cable management


Flat Screen Wall Mounts - Large

Model Number	Function	Recommended Screen Size	Max Load	Max VESA	Tilt	Swivel	Screen Rotation	Distance From Wall	Lateral Shift	Keyhole Fixings	System 2 Compatible
BTV520	Fixed	42" - 65"	70kg	800 x 500	N/A	N/A	N/A	20mm	<input checked="" type="checkbox"/>	N/A	N/A
BTV521	Tilt	42" - 65"	70kg	800 x 500	+15°	N/A	N/A	30mm	<input checked="" type="checkbox"/>	N/A	N/A
BT8226	Double Arm	32" - 65"	35kg	600 x 400	+14°/-3°	+180°	N/A	50 - 574mm	<input checked="" type="checkbox"/>	<input checked="" type="checkbox"/>	<input checked="" type="checkbox"/>



ALSO AVAILABLE...

Adjustable Shelf Mounting Arm



BT7031

Use BT7031 (page 89) to mount a B-Tech AV Shelf or Video Bar above or below the screen.

Compatible with:

BT8431, BT8432, BT8441, BT8442, BT9901 & BT9903 Wall Mounts



Ultra-slim mounts for Close to the wall installations


BT8422 Fixed Wall Mount

Recommended Max Screen	Max Load	Max VESA	QR Code
80" / 203cm	70kg	800	



BT8442 Fixed Wall Mount

Recommended Max Screen	Max Load Wall	Max Load Pole	Max VESA	QR Code
80" / 203cm	80kg	50kg	600 x 400	



BT8432 Wall Mount with Tilt

Recommended Max Screen	Max Load Wall	Max Load Pole	Max VESA	Tilt	QR Code
80" / 203cm	80kg	50kg	600 x 400	15° / 15°	




BT8225 Ultra-Slim Twin Cantilever Arm Wall Mount with Tilt & Swivel

Recommended Max Screen	Max Load Fixed Tilt	Max Load Tool-less Tilt	Max VESA	Tilt	Swivel	QR Code
75" / 178cm	35kg	20kg	600 x 400	15° / 15°	130°	



Flat Screen Wall Mounts - XL Large

Model Number	Function	Recommended Screen Size	Max Load	Max VESA	Tilt	Swivel	Screen Rotation	Distance From Wall	Lateral Shift	Keyhole Fixings	System 2 Compatible	Single Pole Max Load
BT8422	Fixed	42" - 80"	70kg	800 x 500	N/A	N/A	N/A	30mm	✓	N/A	N/A	N/A
BT8442	Fixed	40" - 80"	80kg	600 x 400	N/A	N/A	N/A	30mm	✓	✓	✓	50kg
BT8432	Tilt	40" - 80"	70kg	600 x 400	+/-15°	N/A	N/A	81mm	✓	✓	✓	50kg
BT8225	Double Arm	32" - 75"	35kg*	600 x 400	+/-15°	+130°	N/A	40 - 469mm	✓	N/A	N/A	N/A



A large selection of pole mounting options are available using System 2 components



The recommended screen size in the table below encompasses both the minimum and maximum dimensions suitable for each mounting bracket.

■ BT9901 Fixed Wall Mount for XL Screens

Recommended Max Screen	Max Load	Max VESA	QR Code
100" (254cm)	100kg	900 x 600	



■ BT9903 Heavy-Duty Fixed Wall Mount for XL Screens

Recommended Max Screen	Max Load Wall	Max Load Pole	Max VESA	QR Code
120" (305cm)	200kg	130kg	1000 x 600	



■ BT9910 Wall Mount with Tilt

Recommended Max Screen	Max Load Wall	Max Load Pole	Max VESA	Tilt	QR Code
100" (254cm)	130kg	80kg	1000 x 600	15°	



■ BT8228 Twin Cantilever Arm Wall Mount with Tilt & Swivel

Recommended Max Screen	Max Load	Max VESA	Tilt	Swivel	QR Code
120" (305cm)	125kg	800 x 600	3° / 15°	130°	




Flat Screen Wall Mounts - XXL

Model Number	Function	Recommended Screen Size	Max Load	Max VESA	Tilt	Swivel	Screen Rotation	Distance From Wall	Lateral Shift	Keyhole Fixings	System 2 Compatible	Twin Pole Mounted Max Load
BT9901	Fixed	55"-100"	100kg	900 x 600	N/A	N/A	N/A	30mm	✓	✓	✓	N/A
BT9903	Fixed	65"-120"	200kg	1000 x 600	N/A	N/A	N/A	35mm	✓	✓	✓	130kg
BT9910	Tilt	65"-100"	130kg	1000 x 600	+15°	N/A	N/A	82mm	✓	✓	✓	80kg
BT8228	Double Arm	65"-120"	125kg	800 x 600	-3°/+15°	130°	N/A	90mm - 628mm	✓	✓	✓	N/A

Use adaptors to increase the VESA fixings on existing screen mounts

VESA adaptors can be added to a range of interfaces to increase their horizontal or vertical mounting patterns



■ BT7542 Interface Adaptor Arms for VESA® 200 x 100 & 200 x 200



■ BT7502 Interface Adaptor Plate for VESA 200 x 100 & 200 x 200



■ BT7540 Interface Adaptor Arms for VESA 300 x 200 & 400 x 200



■ BT7564 Interface Adaptor Arms for VESA 600 x 400



■ BT7565 Interface Adaptor Arms for VESA 800 x 400 & 900 x 400



VESA Adaptor Arms

Model Number	Recommended Screen Size	Max Load*	VESA Mounting	VESA Attachment	VESA X2 Adaptors	Steel Thickness	Overall Depth	System 2 Compatible
BT7542	N/A	N/A	200 x 100 / 200 x 200	100 / 200 x 100	N/A	4mm	7mm	N/A
BT7502	N/A	N/A	200 x 100 / 200 x 200	75 / 100	200 x 200	4mm	8mm	N/A
BT7540	N/A	N/A	300 x 200 / 400 x 200	100 / 200	400 x 400	4mm	7mm	N/A
BT7564	N/A	N/A	600	200 / 400	N/A	6mm	6mm	N/A
BT7565	N/A	N/A	500 / 600 / 700 / 800 / 900	200 / 400	N/A	6mm	6mm	N/A

*Max load & screen size dependent on the mount the adaptor is attached to

Flat Screen Ceiling Mounts



B-Tech has a wide range of screen ceiling mounting kits available for small to XXL screens.

With options for fixed or tool-less adjustable drops, installations onto flat or angled ceilings, and landscape & portrait mounting, B-Tech offer a vast array of ceiling mounting solutions; additional options are also available by using System 2 parts to create custom solutions. These include joiners to extend pole lengths & specialist mounts for fixing joists, purlins, I-beams, etc.

See [page 107](#) for information about creating custom mounting solutions. For full specifications, scan the QR code to visit the online product page.

Key Features

- Mounts are available with either a fixed drop or with a tool-less adjustment of the ceiling drop
- Unique 'Torsion-tilt' mechanism for tilt adjustment on a selection of mounts
- Suitable for landscape or portrait mounting
- Lateral adjustment of the screen once mounted
- Arms feature adjustment screws to help level the screen height
- Security screws help prevent unauthorised removal of screens
- Integrated cable management
- Cover plate included for a smart installation
- Simple 'hook-on' installation with all mounting hardware included
- For more custom installations, see our System 2 range of components



Adjustable Drop



Tool-Less height adjustment in 25mm increments

Fixed Drop



Fixed drop ceiling mounts mounting kits available with options for different poles lengths

BT7553 Ceiling Mount with Tilt & Swivel

Available in 4 pole lengths

BT7553-050	0.5m Pole
BT7553-100	1m Pole
BT7553-150	1.5m Pole
BT7553-200	2m Pole

Recommended Max Screen	Max Load	Max VESA	Tilt	Swivel	Rotation	QR Code
28" / 71cm	23kg	100	15° / 90°	360°	360°	



BT8420 Adjustable Drop Ceiling Mount with Tilt

Recommended Max Screen	Max Load	Max VESA	Tilt	QR Code
47" / 120cm	25kg	200	40° / 40°	



BT8424 Ceiling Mount with Tilt

Available in 4 pole lengths

BT8424-100	1m Pole
BT8424-150	1.5m Pole
BT8424-200	2m Pole
BT8424-300	3m Pole

Recommended Max Screen	Max Load	Max VESA	Tilt	QR Code
65" / 165cm	50kg	600 x 400	15° / 15°	





Ceiling Mount Colour Options



Fixed drop mounts available with a choice of black, white or chrome poles

Landscape & Portrait Mounting Available



Supplied 600mm VESA adaptors can mount screens in either landscape or portrait orientation

Cable Management



Screen cables can pass through the pole & exit via the top or side of the ceiling mount

■ BT8426 Adjustable Drop Ceiling Mount with Tilt



Recommended Max Screen	Max Load	Max VESA	Tilt	
65" / 165cm	50kg	600 x 400	15° / 15°	

■ BT8428 Back-To-Back Ceiling Mount with Tilt



Available in 4 pole lengths

BT8428-100	1m Pole
BT8428-150	1.5m Pole
BT8428-200	2m Pole
BT8428-300	3m Pole

Recommended Max Screen	Max Load	Max VESA	Tilt	
65" / 165cm	50kg per screen	600 x 400	15° / 15°	

■ BT8427 Adjustable Drop Ceiling Mount with Tilt




Recommended Max Screen	Max Load	Max VESA	Tilt	
75" / 190cm	70kg	600 x 400	20°	

BT8448 XL Display Ceiling Mount

Available in 4 pole lengths

BT8448-100	1m Pole
BT8448-150	1.5m Pole
BT8448-200	2m Pole
BT8448-300	3m Pole


Recommended Max Screen	Max Load	Max VESA	
120" 254cm	130kg	1000 x 600	





BT8449 XL Display Ceiling Mount with Tilt

Available in 4 pole lengths

BT8449-100	1m Pole
BT8449-150	1.5m Pole
BT8449-200	2m Pole
BT8449-300	3m Pole

Recommended Max Screen	Max Load	Max VESA	Tilt	
100" 254cm	80kg	1000 x 600	15°	

Fixed Ceiling Drop Options

Available with a choice of 4 ceiling drops: 1m, 1.5m, 2m & 3m

Flat Screen Ceiling Mounts

Model Number	Recommended Screen Size	Max Load	Max VESA	Tilt	Swivel	Screen Rotation	Lateral Shift	Adjustable Height	Ceiling Drop to centre of screen	Colour Options
BT7553	10" - 32"	23kg	100	+90° / -15°	360°	360°	N/A	N/A	732mm / 1232mm / 1732mm / 2232mm	<input checked="" type="checkbox"/>
BT8420	22" - 47"	25kg	200	+/-40°	N/A	N/A	N/A	<input checked="" type="checkbox"/>	600mm - 1000mm	N/A
BT8424	32" - 65"	50kg	600 x 400	+/-15°	N/A	N/A	<input checked="" type="checkbox"/>	N/A	1003mm / 1503mm / 2003mm / 3003mm	N/A
BT8426	32" - 65"	50kg	600 x 400	+/-15°	N/A	N/A	<input checked="" type="checkbox"/>	<input checked="" type="checkbox"/>	625mm - 950mm	N/A
BT8428	32" - 65"	50kg (per screen)	600 x 400	+/-15°	N/A	N/A	<input checked="" type="checkbox"/>	N/A	960mm / 1460mm / 1960mm / 2960mm	N/A
BT8427	32" - 75"	70kg	600 x 400	+20°	N/A	N/A	<input checked="" type="checkbox"/>	<input checked="" type="checkbox"/>	572mm - 972mm	<input checked="" type="checkbox"/>
BT8448	65" - 120"	130kg	1000 x 600	N/A	N/A	N/A	<input checked="" type="checkbox"/>	N/A	980mm / 1480mm / 1980mm / 2980mm	<input checked="" type="checkbox"/>
BT8449	65" - 100"	80kg	1000 x 600	+15°	N/A	N/A	<input checked="" type="checkbox"/>	N/A	980mm / 1480mm / 1980mm / 2980mm	<input checked="" type="checkbox"/>

■ Small
 ■ Medium
 ■ Large
 ■ Extra Large


Flat Screen Desk Mounts



Effortless Installation, Seamless Adjustment, and Exceptional User Experience!

With options for fixed or tool-less adjustable drops, installations onto flat or angled ceilings, and landscape & portrait mounting, B-Tech offer a vast array of ceiling mounting solutions; additional options are also available by using System 2 parts to create custom solutions. These include joiners to extend pole lengths & specialist mounts for fixing joists, purlins, I-beams, etc

Scan the QR code to visit the online product page for full specifications.



Key Features

- High-end aesthetic quality with a durable powder-coated finish
- Swivel points at the pole & interface
- Easy height adjustment using a tool-less locking collar
- Premium & full motion desk mounts supplied with a desk clamp & grommet
- Simple 'hook-on' installation with all mounting hardware included
- Options for single, twin or triple-screen installations
- Integrated cable management systems

Full-motion Desktop Mounts, provide seamless height adjustment and ensure optimal screen positioning for an enhanced viewing experience.

■ BT7553 Bolt-Down Desk Mount



Available in 4 pole lengths

BT7553-050	0.5m Pole	BT7553-150	1.5m Pole
BT7553-100	1m Pole	BT7553-200	2m Pole

Recommended Max Screen	Max Load	Max VESA	Tilt	Swivel	Rotation	QR Code
32" / 81cm	23kg	100	90° / 15°	360°	360°	

BT7553 can also be ceiling mounted



NEW Full Motion Desk Mounts

■ BT7351 Desk Mount with Tilt & Swivel



Recommended Max Screen	Max Load	Max VESA	Tilt	Swivel	Rotation	QR Code
32" / 81cm	9kg	100	45° / 45°	360°	360°	



■ BT7352 Twin Screen Desk Mount with Tilt & Swivel



Recommended Max Screen	Max Load	Max VESA	Tilt	Swivel	Rotation	QR Code
32" / 81cm	9kg per screen	100	45° / 45°	360°	360°	



■ BT7353 Triple Screen Desk Mount with Tilt & Swivel



Recommended Max Screen	Max Load	Max VESA	Tilt	Swivel	Rotation	QR Code
32" / 81cm	9kg per screen	100	45° / 45°	360°	360°	





■ **BT7371**
Premium Desk Mount
with Swivel

Recommended Max Screen	Max Load	Max VESA	Tilt	Swivel	Rotation	QR Code
32" 81cm	9kg	100	90° 65°	360°	360°	



Desktop mounts supplied with desk clamps & grommet mounting options

■ **BT7372**
Premium Single Arm Desk Mount
with Tilt & Swivel


Recommended Max Screen	Max Load	Max VESA	Tilt	Swivel	Rotation	QR Code
32" 81cm	9kg	100	90° 65°	360°	360°	



Integrated cable management

■ **BT7373**
Premium Double Arm Desk Mount
with Tilt & Swivel

Recommended Max Screen	Max Load	Max VESA	Tilt	Swivel	Rotation	QR Code
32" 81cm	9kg	100	90° 65°	360°	360°	



Twin screen mounts designed for mounting 2 screens side-by-side

■ **BT7374**
Premium Twin Screen Desk Mount
with Tilt & Swivel


Recommended Max Screen	Max Load	Max VESA	Tilt	Swivel	Rotation	QR Code
32" 81cm	9kg per screen	100	90° 65°	360°	360°	





ALSO AVAILABLE...

BT7399 Wall Mount Accessory



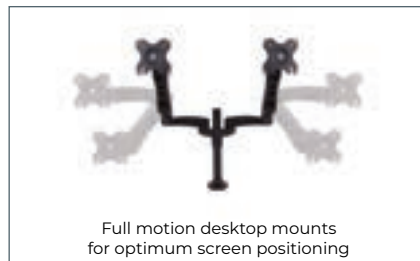
Designed to attach any B-Tech premium desk mount or premium full motion desk mount to the wall

BT7383 Premium Full Motion Double Arm Desk Mount



Recommended Max Screen	Max Load	Max VESA	Tilt	Swivel	Rotation	QR Code
32" / 81cm	9kg	100	90° / 65°	360°	360°	

BT7384 Premium Full Motion Twin Screen Desk Mount



Recommended Max Screen	Max Load	Max VESA	Tilt	Swivel	Rotation	QR Code
32" / 81cm	9kg per screen	100	90° / 65°	360°	360°	

Flat Screen Desk Mounts

Model Number	Mount Option	Recommended Screen Size	Max Load	Max VESA	Tilt	Swivel	Screen Rotation	Screens Mounted	Arm Extension
BT7553	Bolt-Down	10" - 32"	23kg	100	+15°/-90°	360°	360°	1	N/A
BT7351	Grommet / Desk Clamp	10" - 32"	9kg	100	+45°/-45°	360°	360°	1	538mm
BT7352	Grommet / Desk Clamp	10" - 32"	9kg Per Screen	100	+45°/-45°	360°	360°	2	538mm
BT7353	Grommet / Desk Clamp	10" - 32"	9kg Per Screen	100	+45°/-45°	360°	360°	3	705mm
BT7382	Grommet / Desk Clamp	10" - 32"	9kg	100	+65°/-90°	360°	360°	1	390mm
BT7383	Grommet / Desk Clamp	10" - 32"	9kg	100	+65°/-90°	360°	360°	1	586mm
BT7384	Grommet / Desk Clamp	10" - 32"	9kg Per Screen	100	+65°/-90°	360°	360°	2	586mm
BT7371	Grommet / Desk Clamp	10" - 32"	9kg	100	+15°/-90°	360°	360°	1	N/A
BT7372	Grommet / Desk Clamp	10" - 32"	9kg	100	+65°/-90°	360°	360°	1	255mm
BT7373	Grommet / Desk Clamp	10" - 32"	9kg	100	+65°/-90°	360°	360°	1	455mm
BT7374	Grommet / Desk Clamp	10" - 32"	9kg Per Screen	100	+65°/-90°	360°	360°	2	455mm

Floor Stands & Mobile Solutions



Durable & stylish Trolleys & Floor Stands blend lasting build quality with striking aesthetics, ideal for versatile display positioning in corporate, education, government, & hospitality markets.

B-Tech offer screen solutions for a huge variety of screen sizes, including robust interactive touchscreens. These solutions cater to both landscape and portrait orientations. Accompanying shelving solutions from our AV accessory collection complement this range perfectly with other accessories & media storage devices that can be fitted to most options.

In addition to mobile solutions, our selection includes freestanding floor stands. These stands feature low-profile bases and 50mm poles or aluminium columns for an alternative aesthetic; our mounting kits can also be purchased as separate components, allowing for precise customisation based on your installation needs. For more robust requirements, explore our heavy-duty floor stands utilising the System X range of components ([see page 104](#)), ideal for multi-screen displays.

Access complete product specifications, technical drawings, and colour options by scanning the QR code for each product to access the online page.

Key Features

- Universal designs suitable for displaying screens in a landscape or portrait orientation
- Non-marking locking / braked castors included with mobile displays trolleys
- Collar compatible accessories such as shelves (*available separately*) can be fitted to the column or pole
- Integrated cable management for a smart installation
- Interface arms include adjustment screws to help level the height of the screen
- Safety screws help prevent unauthorised removal of screen
- Simple 'hook-on' screen installation with all mounting hardware included



Mobile Displays



Freestanding Displays



Twin Screen VC Displays





Designer Trolley
Colour Options



ALSO AVAILABLE...

BT7550-SF2
Samsung Flip 2
Adaptor



Use with **BT8566**
and **Samsung Flip 2** screens

ALSO AVAILABLE...

BT856-FEET



BT856-FEET are available in packs of 4 & allow the **Designer Trolleys** to be fitted with adjustable levelling feet for a freestanding installation

■ **BT8562**
Designer Flat Screen Trolley

Recommended Max Screen	Max Load	Max VESA	QR Code
75" / 190cm	70kg	600 x 400	



■ **BT8566**
Designer Flat Screen Trolley with Flip Rotation
Ideal for use with **SAMSUNG FLIP 2**

Recommended Max Screen	Max Load	Max VESA	Tilt	Rotation	QR Code
75" / 190cm	70kg	600 x 400	4.5°	90°	



■ **BT8564**
Designer Flat Screen Trolley
for XL Screens

Recommended Max Screen	Max Load	Max VESA	QR Code
120" / 305cm	130kg	1000 x 600	



■ **BT8590**
Flat Screen Trolley
for XL Screens

Suitable for extra large displays
Such as LG'S 110UM5J, large
touchscreens & interactive
displays

Recommended Max Screen	Max Load	Max VESA	QR Code
120" / 305cm	130kg	1600 x 800	





Suitable for landscape & Portrait mounting & Accessorise with **AV shelves**



Use **BT7841 Accessory Collars** (not included) To retro-fit shelves onto existing installations



Non-marking **Braked Castors** included with all trolleys



Adjustable levelling feet included with standard trolleys
BT8503, BT8504, BT8506 & BT8540

BT7504 Flat Screen Trolley

Recommended Max Screen	Max Load	Max VESA	QR Code
47" / 120cm	25kg	200	



BT8503 Flat Screen Trolley / Stand

Also suitable for portrait displays up to VESA 800x400

Recommended Max Screen	Max Load	Max VESA	QR Code
60" / 152cm	50kg	800 x 600	



BT8504 Flat Screen Trolley / Stand

Recommended Max Screen	Max Load	Max VESA	QR Code
75" / 190cm	70kg	600 x 400	



BT8506 Flat Screen Trolley / Stand for XL Screens

Recommended Max Screen	Max Load	Max VESA	QR Code
120" / 305cm	130kg	1000 x 600	

See next page for complete Trolley reference table





BT8558
Motorised Height Adjustable Flat Screen Trolley



Recommended Max Screen	Max Load	Max VESA	CE	UK CA	QR Code
100" / 254cm	100kg	900 x 600			



650mm motorised height adjustment with built in safety features such as automatic stop when resistance is felt

BT8568
Motorised Height Adjustable Flat Screen Trolley

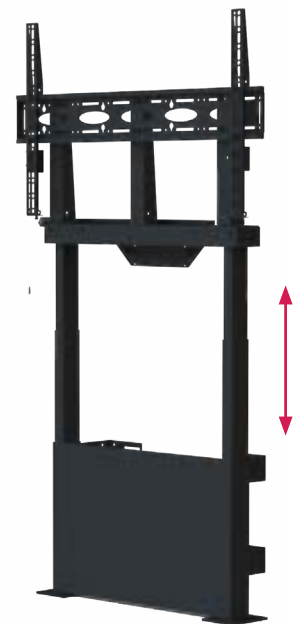


Recommended Max Screen	Max Load	Max VESA	CE	UK CA	QR Code
86" / 305cm	100kg	1000 x 600			



AV shelves can be fitted to rear of trolley

BT8569
Motorised Height Adjustable Floor-To-Wall Flat Screen Stand



Recommended Max Screen	Max Load	Max VESA	CE	UK CA	QR Code
86" / 305cm	100kg	1000 x 600			



Motorised height adjustment displays supplied with a wired control panel




BT8540 Low Level Flat Screen Trolley

Recommended Max Screen	Max Load	Max VESA	Tilt	
65" / 190cm	70kg	600 x 400	90°	



BT8541 Low Level Flat Screen Stand

Recommended Max Screen	Max Load	Max VESA	Tilt	
65" / 190cm	70kg	600 x 400	90°	



Low level stands feature 5 fixed upward tilt positions: 0°, 22.5°, 45°, 67.5° & 90° for an optimal display

Single Screen Mobile Stands

Model Number	Function	Recommended Screen Size	Max Load	Max VESA	Tilt	Lateral Shift	Levelling Feet	Dimensions	Colour Options
BT8562	Mobile	32" - 75"	70kg	600x400	N/A	<input checked="" type="checkbox"/>	BT856-FEET*	H.1858 W.1029mm D.767mm	<input checked="" type="checkbox"/>
BT8566	Mobile	32" - 75"	70kg	600x400	-4.5°	<input checked="" type="checkbox"/>	BT856-FEET*	H.1932 W.1075mm D.863mm	<input checked="" type="checkbox"/>
BT8564	Mobile	65" - 120"	130kg	1000x600	N/A	<input checked="" type="checkbox"/>	BT856-FEET*	H.1905mm W.1241mm D.767mm	<input checked="" type="checkbox"/>
BT8590	Mobile	72" - 120"	130kg	1600x800	N/A	<input checked="" type="checkbox"/>	BT856-FEET*	H.1905mm W.1755mm D.767mm	<input checked="" type="checkbox"/>
BT7504	Mobile	22" - 47"	25kg	200x200	N/A	N/A	N/A	H.1210mm W.759mm D.455mm	N/A
BT8503	Mobile	39" - 65"	50kg	800x600	N/A	<input checked="" type="checkbox"/>	<input checked="" type="checkbox"/>	H.1940mm W.1120mm D.782mm	N/A
BT8504	Mobile	32" - 75"	70kg	600x400	N/A	<input checked="" type="checkbox"/>	<input checked="" type="checkbox"/>	H.1854mm W.1098mm D.740mm	N/A
BT8506	Mobile	65" - 120"	130kg	1100x700	N/A	<input checked="" type="checkbox"/>	<input checked="" type="checkbox"/>	H.1649mm W.1660mm D.810mm	N/A
BT8558	Mobile	55" - 100"	100kg	900x600	N/A	<input checked="" type="checkbox"/>	N/A	H.1106 - 1751mm	N/A
BT8568	Mobile	55" - 86"	100kg	1000x600	N/A	<input checked="" type="checkbox"/>	<input checked="" type="checkbox"/>	H.1360-2010mm W.1255mm D.740mm	N/A
BT8569	Floor-To-Wall	55" - 86"	100kg	1000x600	N/A	<input checked="" type="checkbox"/>	N/A	H.1220 - 1870mm W.1070mm D.256 - 272mm	N/A
BT8540	Mobile	39" - 65"	70kg	600x400	-90°	<input checked="" type="checkbox"/>	<input checked="" type="checkbox"/>	H.920mm W.1096mm D.738mm	N/A
BT8541	Freestanding	39" - 65"	70kg	600x400	-90°	<input checked="" type="checkbox"/>	N/A	H.839mm W.800mm D.600mm	N/A

*Available Separately



■ **BT8570**
Small
Flat Screen
Single Pole
Floor Stand



Recommended Max Screen	Max Load
28" 71cm	8kg
Max VESA	
100	

■ **BT8571**
Medium
Flat Screen
Single Pole
Floor Stand



Recommended Max Screen	Max Load
47" 120cm	25kg
Max VESA	
200	

■ **BT8572**
Large
Flat Screen
Single Pole
Floor Stand



Recommended Max Screen	Max Load
55" 140cm	40kg
Max VESA	
600 x 400	

■ **BT8573**
Large
Flat Screen
Twin Pole
Floor Stand



Recommended Max Screen	Max Load
75" 190cm	70kg
Max VESA	
600 x 400	

Flat Screen Floor Stands | Columns



■ **BT8581**
Medium
Flat Screen
Single Column
Floor Stand



Recommended Max Screen	Max Load
47" 119cm	35kg
Max VESA	
200	

■ **BT8582**
Large
Flat Screen
Single Column
Floor Stand




Recommended Max Screen	Max Load
55" 140cm	40kg
Max VESA	
600 x 400	

■ **BT8583**
Large
Flat Screen
Twin Column
Floor Stand



Recommended Max Screen	Max Load
75" 190cm	70kg
Max VESA	
600 x 400	



■ **BTF840**
Flat Screen
Floor Stand



Recommended Max Screen	Max Load
75" 190cm	70kg
Max VESA	QR Code
• 600 x 400	QR Code

■ **BTF843**
Flat Screen
Portrait
Floor Stand



Recommended Max Screen	Max Load
85" 216cm	70kg
Max VESA	QR Code
• 600 x 800	QR Code

■ **BTF841**
Flat Screen
Dual Stack
Floor Stand
1.8m



Recommended Max Screen	Max Load
65" 165cm	35kg per screen
Max VESA	QR Code
• 600 x 400	QR Code


■ **BTF842**
Flat Screen
Dual Stack
Floor Stand
2.4m



Recommended Max Screen	Max Load
65" 165cm	35kg per screen
Max VESA	QR Code
• 600 x 400	QR Code

Single Screen Floor Stands

Model Number	Screen Size	Max Load	Max VESA	Lateral Shift	Tilt	Landscape	Portrait	Pole Diameter	Pole / Column	Dimensions	Colour Options
BT8570	10" - 28"	8kg	100x100	N/A	N/A	<input checked="" type="checkbox"/>	<input checked="" type="checkbox"/>	Ø50mm	BT4116	H.1626mm W.580mm D.400mm	N/A
BT8571	22" - 47"	25kg	200x200	N/A	+/-15°	<input checked="" type="checkbox"/>	<input checked="" type="checkbox"/>	Ø50mm	BT4118	H.1867mm W.700mm D.515mm	N/A
BT8572	32" - 55"	40kg	600x400	<input checked="" type="checkbox"/>	N/A	<input checked="" type="checkbox"/>	<input checked="" type="checkbox"/>	Ø50mm	BT4118	H.1826mm W.800mm D.600mm	N/A
BT8573	32" - 75"	70kg	600x400	<input checked="" type="checkbox"/>	N/A	<input checked="" type="checkbox"/>	<input checked="" type="checkbox"/>	Ø50mm	BT4118	H.1826mm W.800mm D.600mm	N/A
BT8581	22" - 47"	25kg	200x200	N/A	+/-15°	<input checked="" type="checkbox"/>	<input checked="" type="checkbox"/>	N/A	BT8381	H.1844mm W.700mm D.515mm	<input checked="" type="checkbox"/>
BT8582	32" - 55"	40kg	600x400	<input checked="" type="checkbox"/>	N/A	<input checked="" type="checkbox"/>	<input checked="" type="checkbox"/>	N/A	BT8381	H.1844mm W.800mm D.600mm	<input checked="" type="checkbox"/>
BT8583	32" - 75"	70kg	600x400	<input checked="" type="checkbox"/>	N/A	<input checked="" type="checkbox"/>	<input checked="" type="checkbox"/>	N/A	BT8381	H.1844mm W.800mm D.600mm	<input checked="" type="checkbox"/>
BTF840	32" - 75"	70kg	600x400	<input checked="" type="checkbox"/>	N/A	<input checked="" type="checkbox"/>	<input checked="" type="checkbox"/>	N/A	BT8380-180	H.1841mm W.890mm D.604mm	<input checked="" type="checkbox"/>
BTF843	60" - 85"	70kg	600x800	<input checked="" type="checkbox"/>	N/A	N/A	<input checked="" type="checkbox"/>	N/A	BT8380-180	H.1841mm W.890mm D.604mm	<input checked="" type="checkbox"/>
BTF841	32" - 65"	35kg (per screen)	600x400	<input checked="" type="checkbox"/>	N/A	<input checked="" type="checkbox"/>	N/A	N/A	BT8380-180	H.1841mm W.890mm D.604mm	<input checked="" type="checkbox"/>
BTF842	47" - 65"	35kg (per screen)	600x400	<input checked="" type="checkbox"/>	N/A	N/A	<input checked="" type="checkbox"/>	N/A	BT8380-240	H.2441mm W.890mm D.604mm	<input checked="" type="checkbox"/>



All twin screen mounts include a VC shelf & adjustable mounting arm which can mount a camera above or below the screens



ALSO AVAILABLE...



Accessory mounts for video bars, soundbars & VC cameras also available
See pages 90-93

■ **BT8511**
Twin Screen VC Trolley
for screens up to 46"

Recommended Max Screen	Max Load	Max VESA	
46" 116cm	20kg per screen	400	



■ **BT8514**
Twin Screen VC Trolley
for screens up to 46"

Recommended Max Screen	Max Load	Max VESA	
46" 116cm	40kg per screen	400	



■ **BT8516**
Twin Screen VC Trolley
for screens up to 65"

Recommended Max Screen	Max Load	Max VESA	
65" 165cm	70kg per screen	600 x 400	



■ **BT8517**
Twin Screen VC Trolley
for screens up to 75"

Recommended Max Screen	Max Load	Max VESA	
75" 190cm	100kg per screen	600 x 400	




■ **BT8518**
Twin Screen VC Trolley
for screens up to 86"

■ **BT8528**
Twin Screen VC Stand
for screens up to 86"

■ **BT8538**
Twin Screen VC Bolt-Down Stand
for screens up to 86"

Recommended Max Screen	Max Load	Max VESA	
86" 220cm	100kg per screen	600 x 400	





BT8521
Twin Screen VC Stand
for screens up to 46"



Recommended Max Screen	Max Load	Max VESA	QR Code
46" 116cm	20kg per screen	400	

BTF845
Twin Screen VC Stand
for screens up to 55"



Recommended Max Screen	Max Load	Max VESA	QR Code
55" 140cm	25kg per screen	600 x 400	

Twin Screen VC Wall Mounts



BT8415
Twin Screen VC Wall Mount
for screens up to 46"



Recommended Max Screen	Max Load	Max VESA	QR Code
46" 116cm	70kg per screen	400	

BT8416
Twin Screen VC Wall Mount
for screens up to 65"



Recommended Max Screen	Max Load	Max VESA	QR Code
65" 165cm	70kg per screen	600 x 400	

Twin Screen VC Mounts

Model Number	Function	Screen Size	Max screen Weight (Per screen)	Max VESA	Lateral Shift	Includes VC shelf	Number of poles / columns	Dimensions	Colour Options
BT8511	Mobile	39" - 46"	20kg	400 x 400	<input checked="" type="checkbox"/>	<input checked="" type="checkbox"/>	2	W.1504mm H.1854mm D.740mm	N/A
BT8514	Mobile	39" - 46"	40kg	400 x 400	<input checked="" type="checkbox"/>	<input checked="" type="checkbox"/>	1	W.1504mm H.1905mm D.863mm	<input checked="" type="checkbox"/>
BT8516	Mobile	46" - 65"	70kg	600 x 400	<input checked="" type="checkbox"/>	<input checked="" type="checkbox"/>	2	W.2004mm H.1905mm D.991mm	<input checked="" type="checkbox"/>
BT8517	Mobile	65" - 75"	100kg	600 x 800	<input checked="" type="checkbox"/>	<input checked="" type="checkbox"/>	2	W.2450mm H.2000mm D.950mm	<input checked="" type="checkbox"/>
BT8518	Mobile	75" - 86"	100kg	600 x 800	<input checked="" type="checkbox"/>	<input checked="" type="checkbox"/>	2	W.2450mm H.2000mm D.950mm	<input checked="" type="checkbox"/>
BT8528	Freestanding	75" - 86"	100kg	600 x 800	<input checked="" type="checkbox"/>	<input checked="" type="checkbox"/>	2	W.2450mm H.2000mm D.950mm	<input checked="" type="checkbox"/>
BT8538	Bolt-Down	75" - 86"	100kg	600 x 800	<input checked="" type="checkbox"/>	<input checked="" type="checkbox"/>	2	W.2450mm H.2000mm D.950mm	<input checked="" type="checkbox"/>
BT8521	Freestanding	39" - 46"	20kg	400 x 400	<input checked="" type="checkbox"/>	<input checked="" type="checkbox"/>	2	W.1505mm H.1625mm D.600mm	N/A
BTF845	Freestanding	46" - 55"	25kg	600 x 400	<input checked="" type="checkbox"/>	<input checked="" type="checkbox"/>	1	W.1754mm H.1841mm D.604mm	<input checked="" type="checkbox"/>
BT8415	Wall	39" - 46"	70kg	400 x 400	<input checked="" type="checkbox"/>	<input checked="" type="checkbox"/>	N/A	W.1504mm x D.290mm	<input checked="" type="checkbox"/>
BT8416	Wall	46" - 65"	70kg	600 x 400	<input checked="" type="checkbox"/>	<input checked="" type="checkbox"/>	N/A	W.2004mm x D.290mm	<input checked="" type="checkbox"/>

Premium UC / VC Display Stands



Mode-AL Display Engineering is a range of premium mounting solutions featuring the recognised & highly regarded Mode-AL aluminium profile.

Mode-AL display stands are designed for Unified Communication and Video Conferencing applications in high-end corporate, government & broadcast markets. These stands cater to various mounting needs, including freestanding, bolt-down, floor-to-wall, and floor-to-ceiling options

All Mode-AL solutions can be enhanced with various VC and media mounting devices and components, which can be ordered individually to suit your installation requirements

Refer to the Mode-AL mounting guide on page 82 for a comprehensive overview of the range.

For detailed product specifications, technical drawings, and colour options, scan the QR code for each product to access the online page.




Key Features

- Premium high-end aesthetic
- Freestanding, bolt-down, Floor-to-Wall & Floor-to-Ceiling installation options
- Unique Mode-AL designed columns available in 1.3m or 1.9m lengths
- Suitable for landscape or portrait mounting
- Integrated cable management
- Simple 'hook-on' screen installation
- Incorporates System X mounting rails & interface arms
- All components can also be ordered individually
- AV accessories available for VC equipment such as a flip-down media storage tray, shelves & video bars mounts - See Mode-AL mounting guide ([page 82](#))
- Castors (BTW-075-4) for mobility also available separately
- Bolt-down & floor-to-wall installs have a small footprint for a discreet installation in confined areas
- Safety screws help prevent unauthorised screen removal


VC Shelf & Adjustable Mounting Arm
 VC Shelf: BT7863
 & Mounting Arm
BT8390-SA



Available Separately:
Accessorise Stands With AV Storage Trays & VC Shelves
 Flip Down Storage Tray
BT7884




BT7863 & BT8390-SA
VC Shelf & Adaptor
available separately



BT8702 pole can be positioned
to accommodate a range of
ceiling heights

ALSO AVAILABLE...

BT7884-TRAY AV Storage Tray



Storage Trays can be quickly
released from the BT7884 &
changed over with pre-loaded
AV equipment easily

BT8700 Floor-To-Wall Single Screen UC Stand

Recommended Max Screen	Max Load	Max VESA	QR Code
75" 190cm	70kg	600 x 400	



BT8701 Floor-To-Wall Single Screen UC Stand

Recommended Max Screen	Max Load	Max VESA	QR Code
75" 190cm	70kg	600 x 400	



BT8702 Floor-To-Ceiling Single Screen UC Stand

Recommended Max Screen	Max Load	Max VESA	QR Code
75" 190cm	70kg	600 x 400	



ALSO AVAILABLE...

BT7884 Flip-Down AV Storage Tray

An additional **BT8390** mounting
rail is required to fit the **BT7884**
**Rail size is dependent on size of
screen contact B-Tech for details*

Max Load	Rotation	QR Code
10kg	90°	






BT7032 & BT7033
AV Component Shelves
can be added to Mode-AL
Columns using BT8385-RTC

ALSO AVAILABLE...

BTW075-4



BTW075-4 Braked Castors
for use with Mode-AL
freestanding floor bases



BT8385-SCB & BT8385-TCB
Alternative freestanding
floor bases also available

■ BT8703 Bolt-Down Single Screen UC Stand

Recommended Max Screen	Max Load	Max VESA	QR Code
75" 190cm	70kg	600 x 400	



■ BT8704 Bolt-Down Single Screen UC Stand

Recommended Max Screen	Max Load	Max VESA	QR Code
75" 190cm	70kg	600 x 400	



■ BT8705 Freestanding Single Screen UC Stand

Recommended Max Screen	Max Load	Max VESA	QR Code
75" 190cm	70kg	600 x 400	



■ BT8706 Freestanding Single Screen UC Stand

Recommended Max Screen	Max Load	Max VESA	QR Code
75" 190cm	70kg	600 x 400	





■ **BT8707**
Floor-To-Wall
Single Screen Twin Column UC Stand

Recommended Max Screen	Max Load	Max VESA	QR Code
100" 254cm	200kg	800	



Attach BT7884 Flip Down AV Storage Tray Mounts to BT8390 Rails

■ **BT8708**
Bolt-Down
Single Screen Twin Column UC Stand

Recommended Max Screen	Max Load	Max VESA	QR Code
100" 254cm	140kg	800	



BTW075-4 Braked Castors are available separately for use with Mode-AL bases

■ **BT8709**
Freestanding
Single Screen Twin Column UC Stand

Recommended Max Screen	Max Load	Max VESA	QR Code
100" 254cm	100kg	800	



Mode-AL VC Twin Screen Display Stands



■ **BT8710**
Floor-To-Wall
Twin Screen VC Stand

Recommended Max Screen	Max Load	Max VESA	QR Code
65" 165cm	70kg per screen	600 x 400	





Video bar adaptors
Available separately
see pages 90-93



VC shelves can be fixed
above or below screens

■ BT8711 Bolt-Down Twin Screen VC Stand

Recommended Max Screen	Max Load	Max VESA	QR Code
65" 165cm	70kg per screen	600 x 400	



■ BT8712 Freestanding Twin Screen VC Stand

Recommended Max Screen	Max Load	Max VESA	QR Code
65" 165cm	56kg per screen	600 x 400	



Mode-AL UC / VC Stands

Model Number	Mount	Recommended Max Screen	Max Load	Max VESA	Lateral Shift	Includes VC Shelf	Number of Screens	Column Height	Dimensions	Colour Options
BT8700	Floor-To-Wall	75"	70kg	600 x 400	✓	N/A	1	1.3M	H.1369mm W.700mm D.165mm	✓
BT8701	Floor-To-Wall	75"	70kg	600 x 400	✓	N/A	1	1.9M	H.1969mm W.700mm D.165mm	✓
BT8702	Floor-To-Ceiling	75"	70kg	600 x 400	✓	N/A	1	1.9M	H.2050mm - 2700mm W.705mm D.210mm	✓
BT8703	Bolt-Down	75"	70kg	600 x 400	✓	N/A	1	1.3M	H.1310mm W.700mm D.210mm	✓
BT8704	Bolt-Down	75"	70kg	600 x 400	✓	N/A	1	1.9M	H.1910mm W.700mm D.210mm	✓
BT8705	Freestanding	75"	70kg	600 x 400	✓	N/A	1	1.3M	H.1342mm W.890mm D.753mm	✓
BT8706	Freestanding	75"	70kg	600 x 400	✓	N/A	1	1.9M	H.1942mm W.890mm D.753mm	✓
BT8707	Floor-To-Wall	100"	200kg	900 x 800	✓	N/A	1	1.9M	H.1969mm W.1000mm D.165mm	✓
BT8708	Bolt-Down	100"	140kg	900 x 800	✓	N/A	1	1.9M	H.1910mm W.1000mm D.210mm	✓
BT8709	Freestanding	100"	100kg	900 x 800	✓	N/A	1	1.9M	H.1942mm W.1128mm D.757mm	✓
BT8710	Floor-To-Wall	65"	70kg per screen	600 x 400	✓	✓	2	1.9M	H.1969mm W.2000mm D.165mm	✓
BT8711	Bolt-Down	65"	70kg per screen	600 x 400	✓	✓	2	1.9M	H.1910mm W.2000mm D.210mm	✓
BT8712	Freestanding	65"	56kg per screen	600 x 400	✓	✓	2	1.9M	H.1942mm W.2000mm D.757mm	✓

Mode-AL Mounting Guide:

Ceiling / Wall / Floor


Step 1

Choose **Floor** / **Ceiling** Fixing

Ceiling Mounts



BT7822



Floor-To-Wall Mount



BT8385-CTW

Floor Bases




BT8385-BDB



BT8380-AFB



BT8385-SXB



BT8385-SCB



BT8385-TXB



BT8385-TCB

Braked Castors



Use with BT8385-SXB or BT8385-TXB

BTW075-4

Step 2

Choose Column / Pole Length

Ø50mm Poles

Standard

- BT7850-050 (0.5m)
- BT7850-100 (1m)
- BT7850-150 (1.5m)
- BT7850-200 (2m)
- BT7850-300 (3m)

Heavy-Duty only available in black

- BT7853-200 (2m)
- BT7853-300 (3m)

Pole Ring



BT7055



Floor To Ceiling Mounting Kit



**Includes additional column extension kit for combining vertical columns if required.*

BT8385-FTC

Columns



BT8385-130 (1.3m)

BT8385-190 (1.9m)



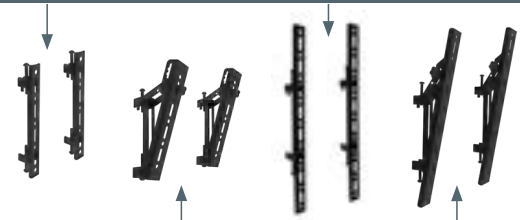
Step 3

Choose Mounting Rail, Interface Arms & any additional accessories

Screen Interface Arms

BT8390-VESA200F

BT8390-VESA400F

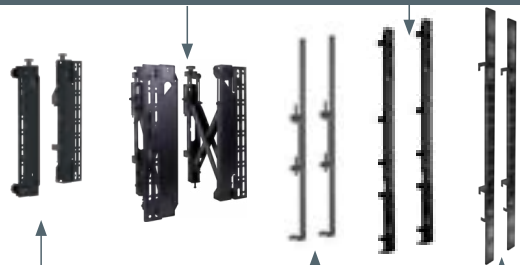


BT8390-VESA200T

BT8390-VESA400T

BT8390-VESA400MAP

BT8390-VESA800F




BT8390-VESA400MAF

BT8390-VESA600F

BT8390-VESA1200F




Mounting Rails



- BT8390-050 (0.5m)
- BT8390-070 (0.7m)
- BT8390-100 (1m)
- BT8390-150 (1.5m)
- BT8390-175 (1.75m)
- BT8390-200 (2m)

Joining Kit



BT8385-RTC

Camera Mount



BT8390-SA

Accessories



BT7863

BT7033

BT7032

Off-The-Shelf Complete Mode-AL Solutions

Single Screen

Floor-To-Ceiling



BT8702

View the full range now...



Floor-To-Wall



BT8700

BT8701


BT8707

Twin Screen



BT8710

Bolt-Down



BT8703

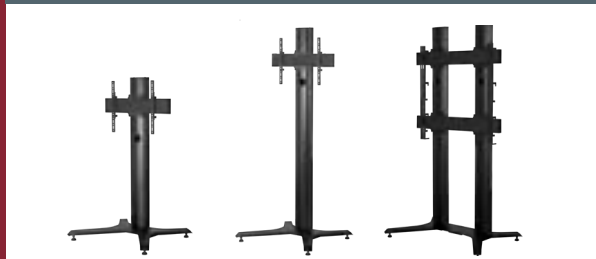
BT8704

BT8708



BT8711

Freestanding



BT8705

BT8706

BT8709



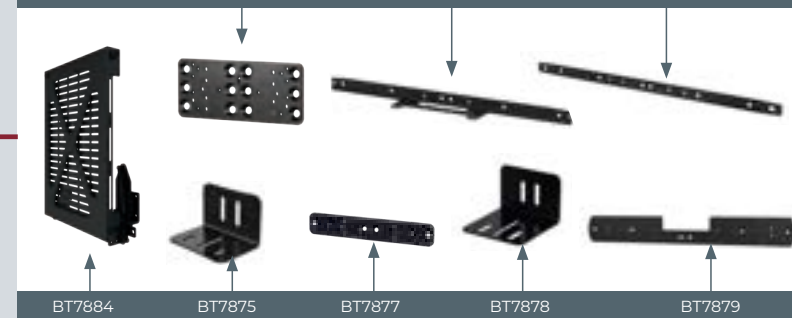
BT8712

Media Storage / Video Bar Mounts / UC Equipment

BT7871

BT7873

BT7874



BT7884

BT7875

BT7877

BT7878

BT7879

Media Storage Devices & Shelves



Storage trays are an ideal solution for discreet mounting of AV equipment, such as power supplies, media players & video conferencing equipment behind a screen.

Media storage trays are available as a combined screen mount or as separate mounts that can be wall, rail or pole mounted by the side or underneath the screen mount. AV equipment is easily fitted to the removable storage tray using the supplied cable ties for cable management.

B-Tech's range of AV component shelves are a convenient way to mount media equipment onto an installation. The shelves' versatile mounting options mean most can be mounted directly to the wall or onto B-Tech columns or poles (using accessory collars). The shelves can also be mounted above or below the screen using adjustable mounting arms.

For complete product specifications, including technical drawings & colour options, scan the QR code for each product to view the online page.


Key Features - Media Storage

- Designed to hold & hide AV accessories such as media equipment, power supplies, routers and other video conferencing equipment behind a screen
- Options for slide-out or pull-down trays for easy access to media equipment
- Tool-less operation of tray movement
- All accessories can be accessed, removed or added when in the open position without screen removal
- Quick release function of tray so equipment can be easily removed from tray & serviced
- Replacement trays available to order separately
- Compatible with B-Tech's System X & Mode-AL columns & collars for pole-mounted installations



Media Storage Devices

Discreetly store & hide media equipment behind a screen using replaceable trays



Key Features - Shelves

- Ideal for mounting VC cameras, media equipment, laptops, game consoles, etc
- Compatible with B-Tech's columns and pole mounting using B-Tech collars
- Use an adjustable mounting arm to install a shelf above or below a mounted screen
- Shelves also mount directly to walls
- Suitable for use with B-Tech's range of flat-screen trolleys & floor stands
- Can be mounted back-to-back on pole setups
- All mounting hardware included
Simple installation

AV Component Shelves


Mount a range of AV equipment onto stands from a variety of AV shelves





Also Available...
BT7883-TRAY
AV Storage Tray


Max Load
10kg



Storage Trays can be quickly released from the BT7883 & BT7885 and changed over with pre-loaded AV equipment easily



Also Available...
BT7885-TRAY
AV Storage Tray

Max Load
8kg



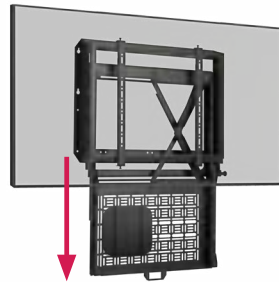
Use to adjustable arm to mount accessories (such as shelves or video bar mounting plates) to the BT7883 or BT7885

BT7883 Flat Screen Wall Mount with Slide-Out AV Storage Tray



Recommended Max Screen	Max Load Screen	Max Load Tray	Max VESA	QR Code
75" / 190cm	90kg	10kg	600 x 400	

BT7885 Flat Screen Wall Mount with Pull-Down AV Storage Tray

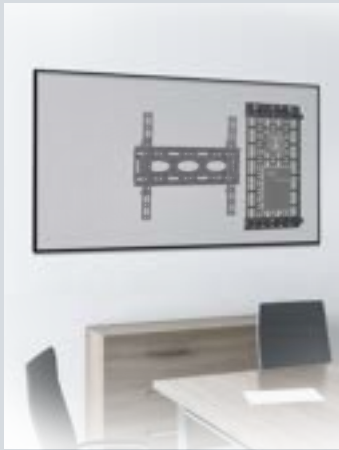


Recommended Max Screen	Max Load Screen	Max Load Tray	Max VESA	QR Code
86" / 218cm	70kg	8kg	600 x 400	

BT7034 Adjustable Accessory Mounting Arm




Max Load Single	Max Load Pair	QR Code
6kg	12kg	







Screen mount supplied separately

■ BT7889 Wall Mounted Fixed AV Storage Tray




Can be mounted in a portrait or landscape orientation
Screen mount supplied separately

■ BT7888 Wall Mounted Slide-Out AV Storage Tray




■ BT7780 Digital Signage Cradle



AV Storage Mounts


Model Number	Recommended Screen Size	Screen Max Weight	Max VESA	AV Equipment Max Load	Max Weight On 1 Pole / Column	Tilt	System X	System 2 Compatible	Storage Dimensions
BT7883	46"-75"	70kg	600x400	10kg	27kg	N/A	☑	☑	H.424mm W.335mm D.65mm
BT7885	49"-86"	70kg	600x400	8kg	27kg	N/A	☑	☑	H.361mm W.575mm D.60mm
BT7889	N/A	N/A	N/A	10kg	N/A	N/A	☑	N/A	H.450mm W.280mm D.32mm
BT7888	N/A	N/A	N/A	10kg	N/A	N/A	☑	N/A	H.450mm W.280mm D.50mm
BT7780	N/A	N/A	100x100	3kg	N/A	N/A	☑	☑	H.231mm W.231mm D.64mm

BT7886 Mersive® Solstice Pod Mounting Cradle



BT7881 Chromecast® Mount

Contact B-Tech to confirm which generation of Chromecast when ordering



AV Component Shelves



Shelves can attach to poles using accessory collars, directly to columns & to rails or wall mounts using mounting arms



BT7866 designed to mount directly on top of a screen - ideal for webcams



AV shelves are ideal for mounting VC cameras



Mount directly to BT8380 & BT8381 columns

■ BT7875 Small Camera Mounting Plate

Designed to mount Yealink UVC40, A20, MeetingEye 400, Poly Studio X30 & Logitech MeetUp VC cameras to a range of B-Tech products



W: 90mm x D: 60mm x H: 63mm

■ BT7878 Camera Mounting Plate

Designed to mount Yealink A30 or MeetingEye 600 VC cameras to a range of B-Tech products



W: 100mm x D: 103mm x H: 70mm

■ BT7866 Camera Shelf with Tilt



■ BT7863 Small AV Accessory Shelf 235 x 120mm



■ BT7033 AV Accessory Shelf 300 x 300mm



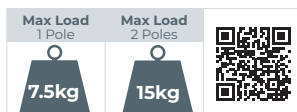


Use accessory collar(s) (BT7052/BT7841) to mount onto ø50mm poles



Designed to hold a keyboard & mouse

■ BT7032 Large AV Accessory Shelf 500 x 380mm




■ BT7865 Computer Peripheral Shelf



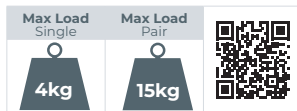
Accessory Mounting Arms



Use mounting arms to hook shelves & video bar adaptors above or below a screen



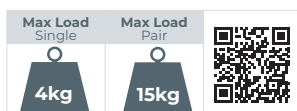
■ BT8390-SA Adjustable Accessory Mounting Arm Use with System X BT8390 Rails



Adjustable arm mounts a B-Tech shelf to **System X BT8390** mounting rails



■ BT7031 Adjustable Accessory Mounting Arm Use with compatible B-Tech screen mounts



Adjustable arm mounts a shelf to **BT8431 / BT8432 / BT8441 / BT8442 / BT9901 / BT9903** flat screen wall mounts



AV Component Shelves

Model Number	AV Equipment Max Load	Single Pole/ Column Max Weight	Tilt	System X Compatible	System 2 Compatible	Shelf Dimensions	Colour Options
BT7875	4kg	4kg	N/A	✓	✓	W.60mm x D.60mm	N/A
BT7878	4kg	4kg	N/A	✓	✓	W.100mm x D.103mm	N/A
BT7866	1kg	1kg	+25°	✓	✓	W.122mm x D.106mm	N/A
BT7863	4kg	4kg	N/A	✓	✓	W.120mm x D.235mm	N/A
BT7033	25kg	15kg	N/A	✓	✓	W.300mm x D.300mm	N/A
BT7032	15kg	7.5kg	N/A	✓	✓	W.500mm x D.380mm	N/A
BT7865	4kg	4kg	N/A	✓	✓	W.465mm x D.175mm W.230mm x D.255mm	N/A

UC / Video Conferencing Video Bar & Camera Mounts



Off-the-shelf mounts & bespoke adaptors are available for mounting a wide range of UC Equipment, such as Video Bars, Soundbars, Video Conferencing Cameras, etc.

Install video bars on existing B-Tech mounts above or below the screen using shelf adaptors (BT7031 / BT7034 / BT8390-SA), collars (BT7052 / BT7841) or fix onto columns (BT8380 / BT8381). Solutions are available for most manufacturers.

Solutions available for all major brands, including:



For the most up-to-date brand listings visit B-Tech's website or contact us at technical@btechavmounts.com



**Mount directly to
B-Tech Columns**
(BT8380 / BT8381)



**Mount onto a
BT8390 Rails**
using **BT8390-SA
Mounting Arm**



**Position above
or below a wall
mounted screen
using BT7031
Mounting Arm**



**Mount to a Ø50mm
Pole using a B-Tech
Accessory Collar**
(BT7052 / BT7841)





Lenovo

logitech


logitech



Yealink

Lenovo

■ **BT7871**
Mounting Plate
 for Jabra Panacast 50,
 Poly Studio / X50 / X52 / X70
 & Lenovo ThinkSmart Bar 180



■ **BT7873**
Mounting Plate
 for Logitech Rally Bars



■ **BT7874**
Mounting Plate
 for Dual Logitech Rally Plus Speakers,
 AVer VB342PRO &
 Cisco Webex Room Kit Plus



■ **BT7875**
Mounting Plate
 for Yealink UVC40 / A20 / MeetingEye 400,
 Logitech Meet Up & Poly Studio X30



■ **BT7876**
Mounting Plate
 for Lenovo Google Series One Room Kits



Mounts to the rear of the screen



■ **BT7877**
Mounting Plate
 for Bose Videobar VB1 / VB-S,
 Logitech Rally Plus Speakers, Neat.Bar,
 Neat.Bar Pro & Yealink MspeakerII



■ **BT7878**
Mounting Plate
 for Yealink A30 / MeetingEye 600



■ **BT7879**
Mounting Plate
 for Biamp Parlé Video & Audio
 Conferencing Bars / Speakers
 & Lenovo ThinkSmart One



Video Bar Mounts

Model Number	Video Bar / Camera	Max Load	System X Compatible	System 2 Compatible	Dimensions
BT7871	Jabra Panacast 50, Poly Studio / X50 / X70 Lenovo ThinkSmart 180	3kg	☑	☑	185mm x 75mm
BT7873	Logitech Rally Bar / Rally Bar Mini	8kg	☑	☑	440mm x 30mm
BT7874	Logitech Rally Plus / Aver VB342PRO / Cisco Webex Room Kit Plus	5kg	☑	☑	740mm x 30mm
BT7875	Yealink UVC40 / A20 / MeetingEye 400 / Logitech MeetUp / Poly Studio X30	4kg	☑	☑	90mm x 63mm x 60mm
BT7876	Lenovo Google Series One Medium Room, Google Series One Large Room Kits	10kg	N/A	N/A	1506mm - 449mm
BT7877	Neat Bar / Neat Bar Pro / Bose Videobar VB1 & VB-S / Yealink MspeakerII / Logitech Rally Plus Speakers (x2 pcs)	3kg	☑	☑	250mm x 40mm
BT7878	Yealink A30 / Yealink MeetingEye 600	4kg	☑	☑	100mm x 103mm x 70mm
BT7879	Biamp Parlé VBC/ABC 2500 / SBC 2 Lenovo ThinkSmart One	5kg	☑	☑	565mm x 70mm

Projector Ceiling Mounts



Offering a wide selection of mounts to suit a variety of projector sizes & types, from home projection right up to large scale models used for entertainment venues & projection mapping.

B-Tech projector mounts are designed to fit quickly, be easily installed, & can be ordered for installation directly to the ceiling or with fixed or height-adjustable ceiling drops. Projector ceiling mounts suitable for installation onto angled ceilings are available. A selection of models are compatible with the System 2 range for customising solutions, such as when extra high ceilings require a much more significant ceiling drop. The unique 'carousel' mounting plate design featured on several products is for universal compatibility & micro-adjustment features, allowing easy positioning of mounted projectors for a perfectly aligned projected image.

For full specifications, including colour options, scan the product's QR code to visit the online pages.

Key Features

- Options to mount directly to the ceiling for a flush installation or onto a pole for an extended drop
- Compatible with the B-Tech System 2 Professional Range & 1.5" NPT pipe systems
- Pre-assembled for simple three-step installation
- Micro-adjustment for short throw projectors
- Integrated cable management for a smart installation
- Unique 'carousel' mounting plate for universal compatibility
- Supplied with universal fixings suitable for most projectors using M2.5, M3, M4, M5 & M6 fixings
- All mounting hardware included



Ceiling Drop Options

Adjustable Drop (AD)



Tool-less adjustable drop
in 25mm increments

Fixed Drop (FD)



Multiple pole lengths



Cable Management

Integrated cable management allows cables to pass through the poles & exit via the ceiling plate



Mounting Options

Tilting ceiling plate suitable for angled ceilings supplied with fixed drop mounts



Universal Mounting

Carousel mount design with adjustable extension legs to fit most projectors

BT899
Projector
Ceiling Mount
with Micro-Adjustment



Max Load	Yaw	Pitch	Roll	QR Code
25kg	360°	-13° / +13°	-6° / +6°	

BT899-AD
Adjustable Drop
Projector Ceiling Mount
with Micro-Adjustment



Max Load	Yaw	Pitch	Roll	QR Code
25kg	360°	-13° / +13°	-6° / +6°	

BT899-FD
Fixed Drop
Projector Ceiling Mount
with Micro-Adjustment



Available in 5 pole lengths

BT899-FD050	0.5m Pole
BT899-FD100	1m Pole
BT899-FD150	1.5m Pole
BT899-FD200	2m Pole
BT899-FD300	3m Pole

Max Load	Yaw	Pitch	Roll	QR Code
25kg	360°	-13° / +13°	-6° / +6°	

BT899XL
XL Projector
Ceiling Mount
with Micro-Adjustment



Max Load	Yaw	Pitch	Roll	QR Code
25kg	360°	-13° / +13°	-6° / +6°	

BT899XL-AD
Adjustable Drop XL
Projector Ceiling Mount
with Micro-Adjustment



Max Load	Yaw	Pitch	Roll	QR Code
25kg	360°	-13° / +13°	-6° / +6°	

BT899XL-FD
Fixed Drop XL
Projector Ceiling Mount
with Micro-Adjustment



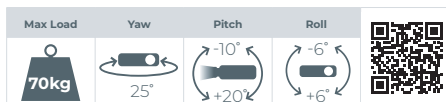
Available in 5 pole lengths

BT899XL-FD050	0.5m Pole
BT899XL-FD100	1m Pole
BT899XL-FD150	1.5m Pole
BT899XL-FD200	2m Pole
BT899XL-FD300	3m Pole

Max Load	Yaw	Pitch	Roll	QR Code
25kg	360°	-13° / +13°	-6° / +6°	

Ceiling Mounted Heavy Duty Projector Mounts

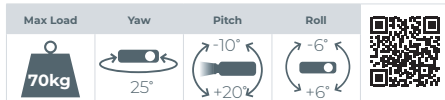
■ **BT893**
Heavy Duty
Projector Ceiling Mount
with Micro-Adjustment



Precision micro-adjustment
with thumbwheels



■ **BT893-AD**
Adjustable Drop
Heavy Duty Projector
Ceiling Mount
with Micro-Adjustment

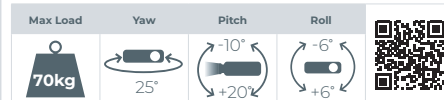


■ **BT893-FD**
Fixed Drop Heavy Duty
Projector Ceiling Mount
with Micro-Adjustment



Available in 5 pole lengths

- BT893-FD050 0.5m Pole
- BT893-FD100 1m Pole
- BT893-FD150 1.5m Pole
- BT893-FD200 2m Pole
- BT893-FD300 3m Pole



Projector Ceiling Mounts

Model Number	Max Load	Max Fixings	Roll	Swivel Yaw	Tilt Pitch	Micro-Adjustment Tilt	Optional Extension Legs	Tool-Less Ceiling Drop Adjustment	Ceiling Drop	System 2 Compatible
BT899	25kg	370mm	+/-6°	360°	+/-13°	N/A	N/A	N/A	122mm	<input checked="" type="checkbox"/>
BT899-AD	25kg	370mm	+/-6°	360°	+/-13°	N/A	N/A	<input checked="" type="checkbox"/>	743-1143mm	N/A
BT899-FD	25kg	370mm	+/-6°	360°	+/-13°	N/A	N/A	N/A	0.5M / 1M 1.5M / 2M / 3M	N/A
BT899XL	25kg	493mm	+/-6°	360°	+/-13°	N/A	<input checked="" type="checkbox"/>	N/A	98.5mm	<input checked="" type="checkbox"/>
BT899XL-AD	25kg	493mm	+/-6°	360°	+/-13°	N/A	<input checked="" type="checkbox"/>	<input checked="" type="checkbox"/>	728-1128mm	N/A
BT899XL-FD	25kg	493mm	+/-6°	360°	+/-13°	N/A	<input checked="" type="checkbox"/>	N/A	0.5M / 1M 1.5M / 2M / 3M	N/A
BT893	70kg	873mm	+/-5°	25°	+20° / -10°	+/-5°	<input checked="" type="checkbox"/>	N/A	153mm	<input checked="" type="checkbox"/>
BT893-AD	70kg	873mm	+/-5°	45°	+20° / -10°	+/-5°	<input checked="" type="checkbox"/>	<input checked="" type="checkbox"/>	766-1186mm	N/A
BT893-FD	70kg	873mm	+/-5°	45°	+20° / -10°	+/-5°	<input checked="" type="checkbox"/>	N/A	0.5M / 1M 1.5M / 2M / 3M	N/A

■ Small / Medium ■ Large ■ Extra Large

Speaker Mounts



B-Tech's range of speaker wall mounts & floor stands are suitable for a wide range of speakers. Supplied in colour retail packaging, ideal for both the consumer & professional market.

The home cinema and hi-fi speaker market has seen a revival in recent years thanks to the growing popularity of home networking & wireless speaker systems. B-Tech's speaker mount range is ideal for a wide range of popular speaker brands & soundbars. The BT77 is also compatible with the System 2 & System X component ranges & can be mounted to poles (using accessory collars) or directly to B-Tech columns, making it ideal for adding speakers onto a larger AV installation such as a multi-screen setup used in broadcast & control room applications.

Each mount comes with unique features to maximise the audio experience, whether it is the easy tilt & swivel adjustability of the wall mounts or the sound isolation features of the Atlas speaker stands. B-Tech's Ventry range provides an ideal set of solutions for use with Sonos & other high-end speaker systems.

Scan the QR code to visit the online product page for full product specifications, including technical drawings & colour options.

Key Features

- Wall mounts & floor stands for small to large speakers, including Sonos & soundbars
- Supplied in pairs
- Speakers mount adjustable up, down & sideways
- Side-clamping speaker wall mounts (BT77) are suitable for most speakers, including curved front types
- Universal soundbar mount suitable for a wide variety of soundbars, fits directly to the back of the screen
- Twin columned speaker floor stands available in 3 different heights, supplied with top & bottom isolation spikes
- Floor stands are suitable for all types of floors, including wood & carpet



Speaker Wall Mounts



Soundbar Mount



Speaker Floor Stands





Ultragrip Pro™
Adjustable side-clamp:
135-280mm



BT332 features a patented ball clamp design for easy up/down/sideways adjustment of speaker



BT15 features extendible arms to fit a variety of speaker sizes



BTV914 attaches onto a screen mount above or below the screen

■ BT77 Side-Clamping Speaker Wall Mounts with Tilt & Swivel (Pair)



Max Load	Tilt	Swivel	QR Code
25kg	25° 25°	360°	

■ BT332 Speaker Wall Mounts with Tilt & Swivel (Pair)



Patents NOs: 1546599 / 603 17 222.9 / 7523906 (US)

Max Load	Tilt	Swivel	QR Code
5kg	20° 20°	180°	

■ BT15 Centre Speaker Wall Mount with Adjustable Arms



Max Load	QR Code
15kg	

■ BTV914 Universal Soundbar Mount



Max Load	QR Code
10kg	



Includes top & bottom sound isolating spikes



Alternative foam pads included



Isolation spikes with floor protection discs supplied

■ BT604 Atlas™ Speaker Stands 40cm (Pair)



■ BT606 Atlas™ Speaker Stands 60cm (Pair)



■ BT608 Atlas™ Speaker Stands 80cm (Pair)



Speaker Mounts

Model Number	Mount	Supplied In Pairs (for 2 Speakers)	Max Load	Tilt	Swivel	Depth Extension	Height	Platform Size	Speaker Fixings	System 2 Compatible	Colour Options
BT77	Wall	✓	25kg	+/-25°	360°	N/A	N/A	N/A	N/A	✓	✓
BT332	Wall	✓	5kg	+/-20°	180°	N/A	N/A	N/A	Single Point / Dual Point / Keyhole	N/A	✓
BT15	Wall	N/A	15kg	N/A	N/A	180-290mm	N/A	N/A	N/A	N/A	N/A
BTV914	Screen	N/A	10kg	N/A	N/A	N/A	N/A	N/A	N/A	N/A	N/A
BT604	Floor	✓	50kg	N/A	N/A	N/A	40cm	190x190mm	N/A	N/A	N/A
BT606	Floor	✓	25kg	N/A	N/A	N/A	60cm	160x160mm	N/A	N/A	N/A
BT608	Floor	✓	15kg	N/A	N/A	N/A	80cm	125x125mm	N/A	N/A	N/A

Component Ranges for Custom Solutions

B-Tech component ranges are modular based systems designed to create custom solutions to suit almost any application. The adaptability of System X, System 2, System V, and our Floor Stand Range allows for an almost endless number of mounting configurations. Our range of components includes freestanding or mobile bases, an extensive selection of wall and ceiling mounts, and various screen interface arms. Flat screen mounts that feature the collar-compatible icon can be fitted to our System 2 poles and System X columns to create floor stands and ceiling mounts. System X can also be used with System 2 poles for specialist ceiling requirements. Enhance installations with additional equipment options, such as AV shelves, media players, or smaller screens.

For installations where customisability is not required, see our **Complete Mounting Solutions and Kits** on **page 10**.



Quick Reference Guides

See our **component based systems**: starting **P114**



SYSTEM X™

Pg.104

Multi-Screen Mounting System
Videowalls, Menu Boards
& Specialist Screen Solutions



SYSTEM 2™

Pg.120

Ø50mm Pole Mounted Installs
Ceiling, Wall & Floor-To-Ceiling Applications

Component Ranges for Custom Solutions


Component parts are individual off-the-shelf products that fit together like a giant Meccano set. This allows custom mounting solutions to be built in an almost endless number of configurations.



Wall Mounts



Ceiling Mounts



Floor Bases



Poles & Columns



Screen Interfaces



Accessories

SYSTEM X™
SYSTEM 2™

System X & System 2 Combined
For unlimited mounting possibilities

Pg.112

Floor Stand Components
Create & build floor stands to your requirements

Pg.134

SYSTEM V™

Components & Complete Mounting Kits
Security mounting solutions

Pg.140

Component Range



The System X range is a premium component based system designed for professional AV installations.

Ideal for multi-screen displays, a comprehensive selection of mounts & components are available for wall, floor & ceiling installations. For greater flexibility & convenience, components are supplied individually to create custom installations to suit almost any application.

The range works on a modular principle using extruded aluminium rails & columns to fix displays to the wall or floor. System X also utilises System 2's pole & collar mounts for ceiling or specialist installations. Rails & columns can be extended using extension kits & a selection of interface arms are available to choose from depending on the type of screen & type of installation. Accessories have been designed to provide a tidy solution for almost any install requirement.

View the guides on the following pages for a complete overview of System X mounting possibilities. For complete product specifications, including technical drawings, scan the QR codes for each product to visit the online page.



Multi Screen Floor Stands



Videowalls



Custom Solutions






Quick-Start Guide: 3x2 Wall Mounted Videowall installation

This quick start guide demonstrates the steps to create a wall-mounted 3x2 video wall installation with an added camera shelf using the System X range. Follow the listed steps to create the ideal bespoke installation for your mounting needs. Start with the basics & add additional devices, such as screens or accessories, as desired.

for more information or to see how the range can be used in alternative installations, please get in touch with us at technical@btechavmounts.com

MULTI-SCREEN WALL INSTALLATIONS



Created from the following B-Tech Components

- x6 **BT8390-WFK1** Wall Fixing Kit
- x2 **BT8390-200** Horizontal Mounting Rail
- x2 **BT8390-070** Horizontal Mounting Rail
- x2 **BT8390-EXT** Rail Extension Kit
- x6 **BT8390-VESA400MAP** Interface Arms
- x1 **BT8390-SA** Adjustable Mounting Arm
- x1 **BT7863** Small Component Shelf

Step 1:

Choose a Wall Fixing Kit

WALL FIXING KITS	
PRODUCT CODE	DESCRIPTION
BT8390-WFK1 (pictured)	Rail Fixing Kit
BT8390-WFK2	Rail Fixing Kit
BT8390-WFK3	Twin Rail Fixing Kit
BT8390-WFK4	Horizontal Rail Fixing Kit
BT8390-WFK5	Adj. Depth Rail Fixing Kit
BT8390-WFK6	Adj. Depth & Height Rail Fixing Kit



Step 2:

Choose a Mounting Rail

MOUNTING RAILS	
PRODUCT CODE	LENGTH*
BT8390-050	0.5m
BT8390-070 (pictured)	0.7m
BT8390-100	1m
BT8390-150	1.5m
BT8390-175	1.75m
BT8390-200 (pictured)	2m

Rail Extension Kits can be used to extend rails, simply select an additional rail to be joined after selecting the joiner below

JOINER	
PRODUCT CODE	DESCRIPTION
BT8390-EXT (pictured)	Rail Extension Kit

Step 3:

Choose Interface Arms

SCREEN MOUNTING ARMS			
PRODUCT CODE	DESCRIPTION	VESA*	
BT8390-VESA200F	Fixed Interface Arms	200	
BT8390-VESA200T	Interface Arms with Tilt	200	
BT8390-VESA400F	Fixed Interface Arms	400	
BT8390-VESA400T	Interface Arms with Tilt	400	
BT8390-VESA400MAF	Interface Arms with Micro-Adjustment	400	
BT8390-VESA400MAP (pictured)	Adjustable Depth & Height Rail Fixing Kit	400	
BT8390-VESA600F	Fixed Interface Arms	600	
BT8390-VESA800F	XL Fixed Interface Arms	800	
BT8390-VESA1200F	XXL Fixed Interface Arms	1200	

**VESA dimensions refer to the vertical fixings. Interface Arms can be horizontally positioned anywhere along the rail*

Step 4: (if required)

Add Accessories

SHELVES & ADAPTORS	
PRODUCT CODE	DESCRIPTION
BT8390-SA (pictured)	Adjustable Mounting Arm
BT7863 (pictured)	Small AV Shelf
BT7032	Medium AV Shelf
BT7033	Large AV Shelf
BT7871 / BT7873 / BT7874 / BT7875 / BT7877 / BT7878 / BT7879	Video Bar Mounting Plate
BT7884	Flip-Down AV Storage Tray
BT7888	Fixed Storage Tray



Quick-Start Guide: 3x3 Floor-to-Ceiling Videowall installation

This quick start guide demonstrates the steps to create a ceiling-to-floor 3x3 video wall installation using the System X & System 2 range. Follow the listed steps to create the ideal bespoke installation for your mounting needs. Start with the basics & add additional devices, such as screens or accessories, as desired.

for more information or to see how the range can be used in alternative installations, please get in touch with us at technical@btechavmounts.com

MULTI-SCREEN FLOOR-TO-CEILING INSTALLATIONS

Created from the following
B-Tech Components

- x4 **BT7822** Ceiling Mount
- x2 **BT7850-150** Ø50mm Pole
- x6 **BT8390-CFK** Collar Mounting Kit
- x3 **BT8390-200** Horizontal Mounting Rail
- x12 **BT7052** Ø50mm Accessory Collar
- x9 **BT8390-VESA400MAF** Interface Arms
- x2 **BT7850-200** Ø50mm Pole
- x2 **BT7823** Internal Pole Joiner

Step 1:

Choose a Ceiling Mount

WALL FIXING KITS

PRODUCT CODE	DESCRIPTION
BT7807	Twin Pole Ceiling Mount
BT7808	Ceiling Mount with Tilt
BT7822 (pictured)	Ceiling Mount

SPECIALIST MOUNTS

BT7012	Purlin Mount
BT7017	I-Beam (Girder) Mount
BT7825	Truss Clamp
BT7831	Wall Mounting Bracket

Step 2:

Choose a Ø50mm Pole

POLES

PRODUCT CODE	LENGTH*
BT7850-050	0.5m
BT7850-100	1m
BT7850-150 (pictured)	1.5m
BT7850-200 (pictured)	2m
BT7850-300	3m

*To extend poles, choose a joiner listed below and an additional pole to fit to.

POLE JOINERS

PRODUCT CODE	DESCRIPTION
BT7823 (pictured)	Internal Pole Joiner
BT7824	External Pole Joiner

Step 3:

Choose a Floor Fixing

FLOOR BASES

PRODUCT CODE	DESCRIPTION
BT7056	Floor Fixing Kit
BT7807	Twin Pole Floor / Ceiling Mount
BT7822 (pictured)	Single Pole Floor / Ceiling Mount
BT7831	Wall Mounting Bracket



Step 4:

Choose a Collar Fixing Kits & Collars

PRODUCT CODE	DESCRIPTION
COLLAR FIXING KITS	
BT8390-CFK	Collar Fixing Kit

COLLARS

BT7051	Heavy-Duty Accessory Collar
BT7052 (pictured)	Accessory Collar
BT7841	2-Piece Accessory Collar


Step 5:

Choose a Mounting Rail

MOUNTING RAILS

PRODUCT CODE	LENGTH*
BT8390-050	0.5M
BT8390-070	0.7m
BT8390-100	1m
BT8390-150	1.5m
BT8390-175	1.75m
BT8390-200 (pictured)	2m

*BT8390-EXT can be used to extend rails



Step 6:

Choose Interface Arms

SCREEN MOUNTING ARMS

PRODUCT CODE	DESCRIPTION	VESA*
BT8390-VESA200F	Fixed Interface Arms	200
BT8390-VESA200T	Interface Arms with Tilt	200
BT8390-VESA400F	Fixed Interface Arms	400
BT8390-VESA400T	Interface Arms with Tilt	400
BT8390-VESA400MAF (pictured)	Interface Arms with Micro-Adjustment	400
BT8390-VESA400MAP	Adjustable Depth & Height Rail Fixing Kit	400
BT8390-VESA600F	Fixed Interface Arms	600
BT8390-VESA800F	XL Fixed Interface Arms	800
BT8390-VESA1200F	XXL Fixed Interface Arms	1200

*VESA dimensions refer to the vertical fixings. Interface Arms can be horizontally positioned anywhere along the rail

SYSTEM X

Quick-Start Guide: x10 Screen Curved Portrait Videowall Floor Stand

This quick-start guide demonstrates creating a freestanding x10 screen curved videowall mounting solution using the System X component range. Follow the listed steps to create a bespoke solution to your requirements. Start with the essentials & add additional devices, such as screens or accessories, as desired.

for more information or to see how the range can be used in alternative installations, please get in touch with us at technical@btechavmounts.com

CONTROL ROOM INSTALLATIONS



Created from the following B-Tech Components

- x6 **BT8380-BASE** Freestanding Floor Base
- x6 **BT8380** Vertical Column
- x6 **BT8390-WFK3** Rail Fixing Kit
- x10 **BT8390-100** Horizontal Mounting Rail
- x8 **BT8390-AAC** Angle Adjustment Connector
- x10 **BT8390-VESA800F** Interface Arms

Step 1:

Choose a Floor Base

FLOOR BASES	
PRODUCT CODE	DESCRIPTION
BT8380-BASE <i>(pictured)</i>	Freestanding Base*
BT8380-SHB	Short Freestanding Base
BT8380-FFB	Freestanding Base
BT8380-FSB	Freestanding Base
BT8380-AFB	Adjustable Levelling Base

*Use **BT8380-CASTORS** to create a mobile stand

CASTORS	
PRODUCT CODE	DESCRIPTION
BT8380-CASTORS	4" Braked Castors

Step 2:

Choose a Column

VERTICAL COLUMNS	
PRODUCT CODE	LENGTH*
BT8380-180 <i>(pictured)</i>	0.5M
BT8380-060	0.6m

COLUMN EXTENSION KIT	
PRODUCT CODE	DESCRIPTION
BT8380-EXTV	Column Extension Kit

*Use Extension Kits create taller installations

Step 3:

Add Rail-to-Column Joiner

VERTICAL COLUMNS	
PRODUCT CODE	DESCRIPTION
BT8380-JPK	Rail-to-Column Joiner
BT8380-JPT	Rail-to-Column Joiner with Tilt
BT8380-WFK3 <i>(pictured)</i>	Twin Rail-to-Column Joiner

Step 4:

Choose a Mounting Rail

MOUNTING RAILS	
PRODUCT CODE	LENGTH*
BT8390-050	0.5m
BT8390-070	0.7m
BT8390-100 <i>(pictured)</i>	1m
BT8390-150	1.5m
BT8390-175	1.75m
BT8390-200	2m

*Rail Extension Kits can be used to extend rails, simply select an additional rail to be joined after selecting the joiner below

Step 5:

Add Rail Connector

RAIL CONNECTOR	
PRODUCT CODE	DESCRIPTION
BT8390-EXT	Rail Extension Kit
BT8390-AAC <i>(pictured)</i>	Angle Adjustment Connector



Step 6:

Choose Interface Arms

SCREEN MOUNTING ARMS		
PRODUCT CODE	DESCRIPTION	VESA*
BT8390-VESA200F	Fixed Interface Arms	200
BT8390-VESA200T	Interface Arms with Tilt	200
BT8390-VESA400F	Fixed Interface Arms	400
BT8390-VESA400T	Interface Arms with Tilt	400
BT8390-VESA400MAF	Interface Arms with Micro-Adjustment	400
BT8390-VESA400MAP	Adjustable Depth & Height Rail Fixing Kit	400
BT8390-VESA600F	Fixed Interface Arms	600
BT8390-VESA800F <i>(pictured)</i>	XL Fixed Interface Arms	800
BT8390-VESA1200F	XXL Fixed Interface Arms	1200

*VESA dimensions refer to the vertical fixings. Interface Arms can be horizontally positioned anywhere along the rail

SYSTEM X

Quick-Start Guide: Multi-Screen Bolt-Down Media Wall Floor Stand with Tilt

This quick start guide demonstrates the steps taken to create multi-screen installations ideal for broadcast rooms where various-sized screens & setups are required. Follow the listed steps to create the perfect bespoke installation for your mounting needs. Start with the basics & add additional devices, such as screens or accessories, as desired.

for more information or to see how the range can be used in alternative installations, please get in touch with us at: technical@btechavmounts.com

BROADCAST INSTALLATIONS

Created from the following B-Tech Components

- x4 **BT8380-FFB** Bolt-Down Floor Base
- x4 **BT8380** Vertical Column
- x4 **BT8380-JPK** Rail-to-Column Joiner Kit
- x4 **BT8380-JPT** Rail-to-Column Joiner Kit with Tilt
- x4 **BT8390-175** Mounting Rail
- x2 **BT8390-EXT** Rail Extender Kit
- x4 **BT8390-VESA200T** VESA 200 Interface Arms
- x4 **BT8390-VESA400T** VESA 400 Interface Arms
- x1 **BT77** Speaker Mount
- x2 **BT7032** AV Component Shelf



Step 1:

Choose a Floor Base

FLOOR BASES

PRODUCT CODE	DESCRIPTION
BT8380-BASE	Freestanding Base*
BT8380-SHB	Short Freestanding Base
BT8380-FFB <i>(pictured)</i>	Bolt-Down Floor Base
BT8380-FSB	Freestanding Base
BT8380-AFB	Adjustable Levelling Base

*Use **BT8380-CASTORS** to create a mobile stand

CASTORS

PRODUCT CODE	DESCRIPTION
BT8380-CASTORS	4" Braked Castors

Step 2:

Choose a Column

VERTICAL COLUMNS

PRODUCT CODE	LENGTH*
BT8380-180 <i>(pictured)</i>	0.5M
BT8380-060	0.6m

COLUMN EXTENSION KIT

PRODUCT CODE	DESCRIPTION
BT8380-EXTV	Column Extension Kit

*Use Extension Kits create taller installations

Step 3:

Add Rail-to-Column Joiner

VERTICAL COLUMNS

PRODUCT CODE	DESCRIPTION
BT8380-JPK <i>(pictured)</i>	Rail-to-Column Joiner
BT8380-JPT <i>(pictured)</i>	Rail-to-Column Joiner with Tilt
BT8380-WFK3	Twin Rail-to-Column Joiner

Step 4:

Choose a Mounting Rail

MOUNTING RAILS

PRODUCT CODE	LENGTH*
BT8390-050	0.5m
BT8390-070	0.7m
BT8390-100 <i>(pictured)</i>	1m
BT8390-150	1.5m
BT8390-175	1.75m
BT8390-200	2m

*Rail Extension Kits can be used to extend rails, simply select an additional rail to be joined after selecting the joiner below

JOINER

PRODUCT CODE	DESCRIPTION
BT8390-EXT <i>(pictured)</i>	Rail Extension Kit



Step 5:

Choose Interface Arms

SCREEN MOUNTING ARMS

PRODUCT CODE	DESCRIPTION	VESA*
BT8390-VESA200F	Fixed Interface Arms	200
BT8390-VESA200T <i>(pictured)</i>	Interface Arms with Tilt	200
BT8390-VESA400F <i>(pictured)</i>	Fixed Interface Arms	400
BT8390-VESA400T	Interface Arms with Tilt	400
BT8390-VESA400MAF	Interface Arms with Micro-Adjustment	400
BT8390-VESA400MAP	Adjustable Depth & Height Rail Fixing Kit	400
BT8390-VESA600F	Fixed Interface Arms	600
BT8390-VESA800F	XL Fixed Interface Arms	800
BT8390-VESA1200F	XXL Fixed Interface Arms	1200

*VESA dimensions refer to the vertical fixings. Interface Arms can be horizontally positioned anywhere along the rail

Step 6: (if required)

Add Accessories


SHELVES & ADAPTORS

PRODUCT CODE	DESCRIPTION
BT8390-SA	Adjustable Mounting Arm
BT7863 <i>(pictured)</i>	Small AV Shelf
BT7032	Medium AV Shelf
BT7033	Large AV Shelf
BT7871 / BT7873 BT7874 / BT7875 / BT7877 BT7878 / BT7879	Video Bar Mounting Plate
BT7884	Flip-Down AV Storage Tray
BT7888	Fixed Storage Tray

Step 1

Choose **Floor** Or **Wall Mounted** Setup

Wall Mounts



BT8390-WFK1

BT8390-WFK2

BT8390-WFK5

BT8390-WFK6



BT8390-WFK3



BT8390-WFK4

Floor Bases



BT8380-FFB

BT8380-AFB

BT8380-RFB



BT8380-BASE

BT8380-SHB

BT8380-FSB

BT8380-Base Accessories

for use with BT8380-BASE only



BT8380-CASTORS


BT8380-FBFK

Step 2

Choose Height Of Column

Columns

BT8380-060 (0.6m)
BT8380-180 (1.8m)



Colour Options



Column Extension Kit



BT8380-EXTV

Colour Options



Columns

Wall Tie-Back



BT8380-WTB

False Floor Trim



BT8380-FFT



COLOUR OPTIONS



BT8380-060 (0.6m)

BT8380-180 (1.8m)

Create a custom System X wall mount or floor stand in 4 simple steps


The System X range offers a versatile, component-based design for multi-screen and digital signage applications. Components can be individually supplied for custom installations, providing flexibility and convenience. Additionally, System X is compatible with System 2 Ø50mm poles for ceiling-mounted setups. See the next page for more information.

Step 3

Choose Length Of Mounting Rail

Mounting Rails

- BT8390-050 (0.5m)
- BT8390-070 (0.7m)
- BT8390-100 (1m)
- BT8390-150 (1.5m)
- BT8390-175 (1.75m)
- BT8390-200 (2m)



Rail Extension Kit



BT8390-EXT


Angle Connector



BT8390-AAC

Mounting Rails

- BT8390-050 (0.5m)
- BT8390-070 (0.7m)
- BT8390-100 (1m)
- BT8390-150 (1.5m)
- BT8390-175 (1.75m)
- BT8390-200 (2m)




Joining Kit



BT8380-JPK

BT8380-JPT

Adaptor Kit

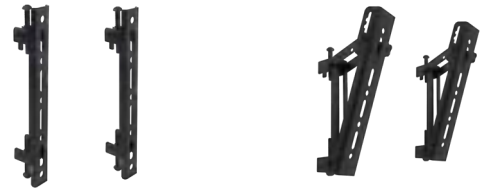


BT8390-ADP

Step 4

Choose Screen Interface Kit

Screen Interface Arms




BT8390-VESA200F

BT8390-VESA200T



BT8390-VESA400F

BT8390-VESA400T



BT8390-VESA400MAF

BT8390-VESA400MAP



BT8390-VESA600F

BT8390-VESA800F

BT8390-VESA1200F

Step 5 Add Accessories



BT7884



BT7032

BT7033

BT8390-SA

BT7863

BT7866

BT7871-79

Step 1

Choose a **SYSTEM2** ceiling, wall or floor mount

Ceiling Mounts




Specialist Mounts



Wall Mounts



Floor Mounts



Step 2

Choose length of **SYSTEM2** pole

Ø50mm Poles

- Standard**
- BT7850-050 (0.5m)
 - BT7850-100 (1m)
 - BT7850-150 (1.5m)
 - BT7850-200 (2m)
 - BT7850-300 (3m)

- Heavy-Duty** *only available in black*
- BT7853-200 (2m)
 - BT7853-300 (3m)




Pole Ring



BT7055


Pole Joiners



Ø50mm Poles

- Standard**
- BT7850-050 (0.5m)
 - BT7850-100 (1m)
 - BT7850-150 (1.5m)
 - BT7850-200 (2m)
 - BT7850-300 (3m)

- Heavy-Duty** *only available in black*
- BT7853-200 (2m)
 - BT7853-300 (3m)



Pole Ring



BT7055


Create a custom System X wall mount or floor stand in 4 simple steps

The System X range offers a versatile, component-based design for multi-screen and digital signage applications. Components can be individually supplied for custom installations, providing flexibility and convenience. Additionally, System X is compatible with System 2 Ø50mm poles for ceiling-mounted setups.


Step 3

Choose length of SYSTEM X mounting rail


Ø50mm Accessory Collars



BT7841



BT7052



BT7051

Collar Mounting Bracket



BT8390-CFK

Mounting Rails



BT8390-050 (0.5m)
 BT8390-070 (0.7m)
 BT8390-100 (1m)
 BT8390-150 (1.5m)
 BT8390-175 (1.75m)
 BT8390-200 (2m)

Rail Extension Kit




BT8390-EXT

Angle Connector



BT8390-AAC

Mounting Rails



BT8390-050 (0.5m)
 BT8390-070 (0.7m)
 BT8390-100 (1m)
 BT8390-150 (1.5m)
 BT8390-175 (1.75m)
 BT8390-200 (2m)

Step 4

Choose a SYSTEM X interface kit & accessory

Accessories



BT7032

BT7033

BT7865

ACCESSORY ARM



BT8390-SA



BT7863

BT7866

BT7871-BT7879

Screen Interface Arms




BT8390-VESA200F

BT8390-VESA200T



BT8390-VESA400F

BT8390-VESA400T



BT8390-VESA400MAF

BT8390-VESA400MAP



BT8390-VESA600F

BT8390-VESA800F


BT8390-VESA1200F

System X Mounting Rails & Wall Fixing Kits

BT8390 Horizontal Mounting Rail



BT8390-EXT Rail Extension Kit



Combines
BT8390
Rails

Use System X Interface Arms and Fixing Kits to create a variety of mounting solutions



Available in 6 rail lengths*

BT8390-050	0.5m Rail	BT8390-150	1.5m Rail
BT8390-070	0.7m Rail	BT8390-175	1.75m Rail
BT8390-100	1m Rail	BT8390-200	2m Rail

*Rails can be cut to length on request or for increased length, rails can be combined using the BT8390-EXT

System X Rail Fixing Kits

BT8390-WFK1 Rail Mounting Bracket



Fixes a BT8390 Rail to the wall

BT8390-WFK2 Rail Mounting Bracket




Wall plate with added depth
Ideal for use with System X interface arms with tilt

BT8390-WFK3 Dual Rail Mounting Bracket



Mounts x2 BT8390 Rails
Ideal for use with BT8390-VESA800F Interface Arms.
Can also be used with BT8380 Columns

BT8390-WFK5 Adjustable Depth Rail Mounting Bracket



+/-5mm depth adjustment
Ideal for uneven walls

BT8390-WFK6 Adjustable Height & Depth Rail Mounting Bracket



+/-10mm depth adjustment
+/-10mm height adjustment
Ensures a precise installation

BT8390-WFK4 Wall-To-Wall Rail Mounting Brackets




Ideal for mounting System X Rails between opposing walls

BT8380 Vertical Column




Available in 2 column heights*

BT8380-060	0.6m Column
BT8380-180	1.8m Column




BT8380-EXTV Column Extension Kit



Combines
BT8380
Columns


*For increased height, columns can be joined together using BT8380-EXTV

System X Rail Joining Kits



BT8380-JPK Joining Plate Kit

Connects BT8390 Rails to BT8380 Columns



BT8380-JPT Joining Plate Tilt Adaptor

Attaches BT8390 rails to BT8380 columns



BT8390-CFK Collar Mounting Bracket


Attaches BT8390 rails to System 2
Ø50mm poles using collars





BT8380-BASE
Floor Base
for Trolleys & Stands

Max Load
200kg



BT8380-SHB
Short Floor Base
for Stands

Max Load
50kg



BT8380-FSB
Freestanding Floor Base

Max Load
70kg



BT8380-FFB
Bolt-Down Floor Base


Max Load
200kg



BT8380-AFB
Bolt-Down Floor Base
with Adjustable Levelling Plate

Max Load
200kg

Height levelling
Ideal for uneven surfaces



BT8380-RFB
Retractable Floor Base

Max Load Column
150kg

Max Load Pole
40kg




System X Bases					
Model	Mount	Dimensions	Max Load (Per Column)	Level Adjustment	Castor Compatible
BT8380-BASE	Freestanding	950 x 86mm	200kg	N/A	<input checked="" type="checkbox"/>
BT8380-SHB	Freestanding	600 x 86mm	50kg	N/A	N/A
BT8380-FSB	Freestanding	890 x 604mm	70kg	N/A	N/A
BT8380-FFB	Bolt-Down	240 x 240mm	200kg	N/A	N/A
BT8380-AFB	Bolt-Down	183 x 213mm	200kg	+/-13.5mm	N/A
BT8380-RFB	Bolt-Down	262 x 88 x 406-806mm	150kg	N/A	N/A


ALSO AVAILABLE...

BT8380-CASTORS
4" Non-Marking
Braked Castors

Fits onto **BT8380-BASE**
(Supplied in pairs)



■ **BT8390-VESA200F**
Interface Arms
 for Small / Medium Sized Screens

Max Load	Max VESA Vertical	
70kg	200	




■ **BT8390-VESA200T**
Interface Arms with Tilt
 for Small / Medium Sized Screens

Max Load	Max VESA Vertical	Tilt	
70kg	200	20°	




■ **BT8390-VESA400F**
Interface Arms
 for Medium / Large Sized Screens

Max Load	Max VESA Vertical	
70kg	400	





■ **BT8390-VESA400T**
Interface Arms with Tilt
 for Medium / Large Sized Screens

Max Load	Max VESA Vertical	Tilt	
70kg	400	20°	




■ **BT8390-VESA400MAF**
Interface Arms with Micro-Adjustment
 for Medium / Large Sized Screens

Max Load	Max VESA Vertical	
50kg	400	



■ **BT8390-VESA400MAP**
Pop-Out Interface Arms with Micro-Adjustment
 for Medium / Large Sized Screens

Max Load	Max VESA Vertical	
50kg	400	





BT8390-VESA600F Interface Arms for Large Screens



Max Load 70kg	Max VESA Vertical 600	
------------------	--------------------------	--


BT8390-VESA800F Interface Arms for XL Screens



Mounts on 1 or 2
BT8390 Rails

Max Load 1 Rail 70kg	Max Load 2 Rails 200kg	Max VESA Vertical 800	
----------------------------	------------------------------	--------------------------	--

BT8390-VESA1200F Interface Arms for XXL Screens



Mounts across 2 rails



Max Load 2 Rails 200kg	Max VESA Vertical 1200	
------------------------------	---------------------------	--

BT8390-SA Adjustable Accessory Mounting Arm

Adjustable mounting arm ideal for mounting shelves, VC cameras, video bars above or below the screen
see page 92



System X Interface Arms

Model Number	Function	VESA*	Max Load	Micro-Adjustment
BT8390-VESA200F	Fixed	200	70kg	N/A
BT8390-VESA200T	Tilt	200	70kg	N/A
BT8390-VESA400F	Fixed	400	70kg	N/A
BT8390-VESA400T	Tilt	400	70kg	N/A
BT8390-VESA400MAF	Fixed, Micro-Adjustment	400	50kg	Depth: +/-10mm Height: +/-25mm
BT8390-VESA400MAP	Pop-Out, Micro-Adjustment	400	50kg	Depth: +/-10mm Height: +/-20mm
BT8390-VESA600F	Fixed	600	70kg	N/A
BT8390-VESA800F	Fixed	800	70kg / 200kg	N/A
BT8390-VESA1200F	Fixed	1200	200kg	N/A




BT8380-WTB Wall Tie-Back

Secures System X stands to adjacent walls



Adjustable arm extension: 214mm -707mm



BT8390-AAC
Create curved installations

BT8390-AAC Angle Adjustment Connector



Rail angle adjustment range: +/- 45°



BT8380-FFT
use with false floors

BT8380-FFT False Floor Trim




Split design ideal for retro fitting on installations



BT8390-CMC
Keep cables tidy & secure along BT8390 rails

BT8390-CMC Cable Management Clips



Supplied in packs of 3

BT8380-FBFK Floor Base Fixing Kit



Secures a **BT8380-BASE** to the floor

Custom covers for all screen sizes



BT8390-RCL Rear Covers for Landscape Displays



BT8390-RCP Rear Covers for Portrait Displays



Ø50mm Pole Mounted Component Range



The System 2 Range is a component system that works on a modular principle based around the use of Ø50mm (2") poles, which can easily be cut to length & joined.

With various mounting options, poles can be attached to the wall, ceiling or System X bases & can hold all AV devices by clamping them to the poles using Ø50mm accessory collars. Specialist mounts for joists, purlins, I-beams & internal & external pole joiners make the System 2 Range a truly versatile & flexible modular mounting system that allows AV equipment to be mounted almost anywhere.

For complete product specifications, including technical drawings & colour options, scan the QR code for each product to view the online page.



Ø50mm Pole Components



Pole Mounts for The Ceiling, Wall & Floor



Combine System 2 & System X Components



System 2: Quick-Start Guides

SYSTEM 2™

Quick-Start Guide: Flat Screen Ceiling Mounts *Basic Installation*

This quick start guide demonstrates the steps to create a basic flat-screen ceiling installation using the System 2 range. Follow the listed steps to create the ideal bespoke installation for your mounting needs.

for more information or to see how the range can be used in alternative installations, please get in touch with us at technical@btechavmounts.com

Step 1:

Choose a Ceiling Mount

WALL FIXING KITS

PRODUCT CODE	DESCRIPTION
BT7807	Heavy Duty Twin Pole Floor / Ceiling Mount
BT7808	Ceiling / Wall Mount with Tilt
BT7822 <i>(pictured)</i>	Heavy Duty Floor / Ceiling Mount
BT7851*	Telescopic Ceiling Mount

SPECIALIST MOUNTS

BT7012	Purlin Mount
BT7017	I-Beam (Girder) Mount
BT7825	Truss Clamp
BT7831	Wall Mounting Bracket

***BT7851 Telescopic Ceiling Mount** does not require an additional pole - go straight to Step 3

Step 2:

Choose a Ø50mm Pole

POLES

PRODUCT CODE	LENGTH*
BT7850-050	0.5m
BT7850-100	1m
BT7850-150 <i>(pictured)</i>	1.5m
BT7850-200 <i>(pictured)</i>	2m
BT7850-300	3m

*To extend poles, choose a joiner listed below and an additional pole to fit to.

POLE JOINERS

PRODUCT CODE	DESCRIPTION
BT7823 <i>(pictured)</i>	Internal Pole Joiner
BT7824	External Pole Joiner



STEP 1

STEP 2

STEP 4

STEP 3

Step 3:

Choose a Screen Mount

FLAT SCREEN MOUNTS

PRODUCT CODE	DESCRIPTION	MAX VESA*	COLLARS REQ.
BT7510	Fixed Mount	100	1
BT7511 <i>(pictured)</i>	Mount with Tilt	100	1
BT7518	Mount with Tilt & Swivel	100	2
BT7551	Pole Mount	100	0
BT7523	Mount with Tilt	200	1
BT8431	Mount with Tilt	400	2
BT8441	Fixed Mount	400	2
BT8432	Mount with Tilt	600 400	2
BT9903	Fixed Mount	1000 600	4 <i>(twin poles only)</i>
BT9910	Mount with Tilt	1000 600	4 <i>(twin poles only)</i>

Step 4: (if required)

Choose a Collar

COLLARS

PRODUCT CODE	DESCRIPTION
BT7051	Heavy-Duty Accessory Collar
BT7052	Accessory Collar
BT7841 <i>(pictured)</i>	2-Piece Accessory Collar

Please note some screen mounts do not require an accessory collar, please see **Step 3** for collar requirements

SYSTEM 2™

Quick-Start Guide: Projector Mounts *Basic Installation*

This quick start guide demonstrates creating a basic projector ceiling mount using the System 2 range. Follow the listed steps to create the ideal bespoke installation for your mounting needs.

for more information or to see how the range can be used in alternative installations, please get in touch with us at technical@btechavmounts.com

Step 1:

Choose a Ceiling Mount

WALL FIXING KITS

PRODUCT CODE	DESCRIPTION
BT7807	Heavy Duty Twin Pole Floor / Ceiling Mount
BT7808	Ceiling / Wall Mount with Tilt
BT7822	Heavy Duty Floor / Ceiling Mount
BT7851* (pictured)	Telescopic Ceiling Mount

SPECIALIST MOUNTS

BT7012	Purlin Mount
BT7017	I-Beam (Girder) Mount
BT7825	Truss Clamp
BT7831	Wall Mounting Bracket

*BT7851 Telescopic Ceiling Mount does not require an additional pole - go straight to Step 3

Step 2:

Choose a Ø50mm Pole

POLES

PRODUCT CODE	LENGTH*
BT7850-050	0.5m
BT7850-100	1m
BT7850-150 (pictured)	1.5m
BT7850-200 (pictured)	2m
BT7850-300	3m

*To extend poles, choose a joiner listed below and an additional pole to fit to.

POLE JOINERS

PRODUCT CODE	DESCRIPTION
BT7823 (pictured)	Internal Pole Joiner
BT7824	External Pole Joiner

Step 3:

Choose a Projector Mount

COLLARS

PRODUCT CODE	DESCRIPTION
BT899	Projector Mount
BT899XL (pictured)	Extra-Large Projector Mount
BT893	Heavy-Duty Projector Mount



System 2: Quick-Start Guides



Quick-Start Guide: Flat Screen Ceiling Mounts *Intermediate Installation*

This quick start guide demonstrates how to create a CCTV installation using the System 2 range. Follow the listed steps to create the ideal bespoke installation for your mounting needs. Start with the basics & add additional devices, such as screens or accessories, as desired

for more information or to see how the range can be used in alternative installations, please get in touch with us at technical@btechavmounts.com

Step 1:

Choose a Ceiling Mount

WALL FIXING KITS

PRODUCT CODE	DESCRIPTION
BT7807	Heavy Duty Twin Pole Floor / Ceiling Mount
BT7808 <i>(pictured)</i>	Ceiling / Wall Mount with Tilt
BT7822	Heavy Duty Floor / Ceiling Mount
BT7851*	Telescopic Ceiling Mount

SPECIALIST MOUNTS

BT7012	Purlin Mount
BT7017	I-Beam (Girder) Mount
BT7825	Truss Clamp
BT7831	Wall Mounting Bracket

*BT7851 Telescopic Ceiling Mount does not require an additional pole - go straight to Step 3

Step 2:

Choose a Ø50mm Pole

POLES

PRODUCT CODE	LENGTH*
BT7850-050	0.5m
BT7850-100 <i>(pictured)</i>	1m
BT7850-150	1.5m
BT7850-200	2m
BT7850-300	3m

*To extend poles, choose a joiner listed below and an additional pole to fit to.

POLE JOINERS

PRODUCT CODE	DESCRIPTION
BT7823 <i>(pictured)</i>	Internal Pole Joiner
BT7824	External Pole Joiner

Step 3:

Choose a CCTV Mount*

DOME CAMERA MOUNT

PRODUCT CODE	DESCRIPTION
BT6010 <i>(pictured)</i>	Security Dome Camera Mount

*for more CCTV mounting solutions refer to the System V range on from page 140



Step 4: (optional)

Choose a Screen Mount

FLAT SCREEN MOUNTS

PRODUCT CODE	DESCRIPTION	MAX VESA	COLLARS REQ.
BT7510	Fixed Mount	100	1
BT7511 <i>(pictured)</i>	Mount with Tilt	100	1
BT7518	Mount with Tilt & Swivel	100	2
BT7532	Fixed Mount	200	1
BT7523	Mount with Tilt	200	1
BT8431	Mount with Tilt	400	2
BT8441	Fixed Mount	400	2
BT8432	Mount with Tilt	600 x 400	2
BT8442	Fixed Mount	600 x 400	2

Step 5: (if required)

Choose a Collar

COLLARS

PRODUCT CODE	DESCRIPTION
BT7051	Heavy-Duty Accessory Collar
BT7052	Accessory Collar
BT7841 <i>(pictured)</i>	2-Piece Accessory Collar

SYSTEM 2™

Quick-Start Guide: Floor-to-Ceiling Media Setup *Advanced Installation*

This quick start guide demonstrates the steps to create an advanced floor-to-ceiling installation using the System 2 range. Customise your installation as desired with an almost endless amount of screens & accessories using our diverse range of System 2 compatible mounts.

for more information or to see how the range can be used in alternative installations, please get in touch with us a technical@btechavmounts.com

Step 1:

Choose a Ceiling Mount

WALL FIXING KITS

PRODUCT CODE	DESCRIPTION
BT7807	Heavy Duty Twin Pole Floor / Ceiling Mount
BT7808	Ceiling / Wall Mount with Tilt
BT7822 <i>(pictured)</i>	Heavy Duty Floor / Ceiling Mount
BT7851*	Telescopic Ceiling Mount

SPECIALIST MOUNTS

BT7012	Purlin Mount
BT7017	I-Beam (Girder) Mount
BT7825	Truss Clamp
BT7831	Wall Mounting Bracket

*BT7851 Telescopic Ceiling Mount does not require an additional pole - go straight to Step 3

Step 2:

Choose a Ø50mm Pole

POLES

PRODUCT CODE	LENGTH*
BT7850-050	0.5m
BT7850-100 <i>(pictured)</i>	1m
BT7850-150	1.5m
BT7850-200	2m
BT7850-300	3m

*To extend poles, choose a joiner listed below and an additional pole to fit to.

POLE JOINERS

PRODUCT CODE	DESCRIPTION
BT7823 <i>(pictured)</i>	Internal Pole Joiner
BT7824	External Pole Joiner

Step 3:

Choose a Floor Fixing

FLOOR FIXINGS

PRODUCT CODE	DESCRIPTION
BT7056	Floor Fixing Kit
BT7807	Heavy-Duty Twin Pole Floor / Ceiling Mount
BT7822	Heavy-Duty Single Pole Floor / Ceiling Mount

STEP 1

STEP 2

Optional Extras
STEP 6

If Required
STEP 5

STEP 4

STEP 3



Step 4:

Choose a Screen Mount

FLAT SCREEN MOUNTS

PRODUCT CODE	DESCRIPTION	MAX VESA	COLLARS REQ.
BT7510	Fixed Mount	100	1
BT7511	Mount with Tilt	100	1
BT7518	Mount with Tilt & Swivel	100	2
BT7551	Pole Mount	100	0
BT7532	Fixed Mount	200	1
BT7523 <i>(pictured)</i>	Mount with Tilt	200	1
BT8431	Mount with Tilt	400	2
BT8441	Fixed Mount	400	2
BT8432	Mount with Tilt	600 400	2
BT9903	Fixed Mount	1000 600	4 <i>(twin poles only)</i>
BT9910	Mount with Tilt	1000 600	4 <i>(twin poles only)</i>

Step 5: (if required)

Choose a Collar

COLLARS

PRODUCT CODE	DESCRIPTION
BT7051	Heavy-Duty Accessory Collar
BT7052	Accessory Collar
BT7841 <i>(pictured)</i>	2-Piece Accessory Collar

Please note some screen mounts do not require an accessory collar, please see Step 3 for collar requirements

Step 6: (optional)

Add Accessories

SHELVES & ADAPTORS

PRODUCT CODE	DESCRIPTION	COLLARS REQ.
BT7033	300 x 300mm AV Shelf	1 or 2*
BT7032	500 x 380mm AV Shelf	1 or 2*
BT7880	Apple® TV Mount	1
BT7863	VC Camera Shelf	1
BT7871 / BT7873 BT7874 / BT7875 / BT7877 BT7878 / BT7879	Video Bar Mounting Plates	1
BT7864	Twin-Pole VC Camera Shelf	2
BT7856	Keyboard & Mouse Shelf	2*

*BT7032 / BT7033 / BT7865 can be mounted on single or twin poles

System 2 Mounting Guide

Step 1

Choose a pole mount

Ceiling Mounts



Specialist Mounts



Wall Mounts



Floor Mounts



Step 2

Choose a pole

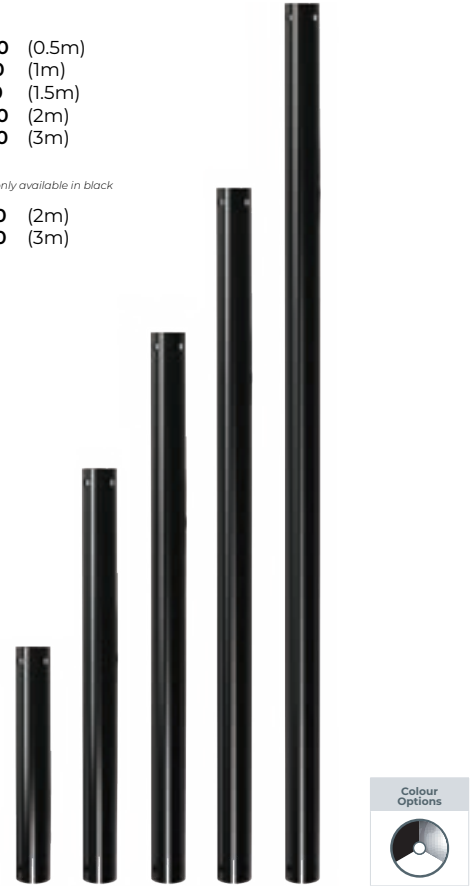
Ø50mm Poles

Standard

- BT7850-050 (0.5m)
- BT7850-100 (1m)
- BT7850-150 (1.5m)
- BT7850-200 (2m)
- BT7850-300 (3m)

Heavy-Duty *only available in black*

- BT7853-200 (2m)
- BT7853-300 (3m)



Pole Joiners



BT7823

Finishing Ring



BT7055

Ø50mm Accessory Collars



BT7052

BT7841

BT7051

Swivel Pole Adaptor



BT7824

Swivel Pole Adaptor



BT7852

Collar Kit



BT8390-CFK

System X Mounting Rails & Components



Choose suitable System X screen interface arms to use with mounting rails


Create a custom pole mounted solution in 4 simple steps

The system 2 range is a component-based mounting system designed around the use of $\varnothing 50\text{mm}$ poles. For flexibility & convenience, components are supplied individually & can be used to create custom installations to suit any application. System 2 is also compatible with the system x range for ceiling-mounted videowall applications.

Step 3


Choose a collar or mount

$\varnothing 50\text{mm}$ Double Collar



BT7051

$\varnothing 50\text{mm}$ Single Collars



BT7052

BT7841

Column / Pillar Clamp



BT7832

Flat Screen Pole Interface



BT7551

Security Camera Mount



BT6010

Projector Mounts



BT893



BT899-XL

BT899

Step 4

Choose screen interface kit and/or accessory

Twin Pole Flat Screen Mount

4 Collars Required



BT9901

BT9903

BT9910

Adaptors



BT7502

BT7542

BT7540



BT7564

BT7565

Flat Screen Mounts

1 Collar Required



BT7510



BT7511



BT7523

2 Collars Required



BT7518



BT7532

2 Collars Required (Single Pole), 4 Collars Required (Double Pole)



BT7550



BT8441



BT8431



BT8442



BT8432

Full Service Flat Screen Mounts

2 Collars Required



BT8309

4 Collars Required



BT8312



BT8310XL

Shelf Adaptor



BT7031

Shelves & Accessory Mounts

1 Collar Required



BT7033



BT7863



BT7866



BT7871 / BT7873 / BT7874 / BT7875 / BT7878 / BT7879



2 Collars Required



BT7032



BT7865



BT77

2 Collars Required



BT7862




BT7864

System 2: Poles

BT7850 Ø50mm Pole

5 Pole Lengths Available*

BT7850-050	0.5m Pole
BT7850-100	1m Pole
BT7850-150	1.5m Pole
BT7850-200	2m Pole
BT7850-300	3m Pole



BT7853 Heavy Duty Ø50mm Pole

2 Pole Lengths Available*

BT7853-200	2m Pole
BT7853-300	3m Pole



*Poles can be joined together using a pole joiner or cut down to size upon request

System 2: Pole Joiners



No visible join using internal joiners

BT7823 Internal Pole Joiner for Ø50mm Poles



*Not suitable for use with BT7853 Heavy Duty Poles



Features cable management hole

BT7824 External Pole Joiner for Ø50mm Poles






Can also be used as a bolt-down floor mount for Floor-to-Ceiling installations

BT7822
Heavy Duty Ceiling / Floor Mount
 for Ø50mm Poles




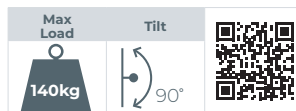
Can also be used as a bolt-down floor mount for Floor-to-Ceiling installations

BT7807
Heavy Duty Twin Pole Ceiling / Floor Mount
 for Ø50mm Poles



Up to +90° tilt of pole
 Ideal for angled ceilings or walls

BT7808
Ceiling / Wall Mount With Tilt
 for Ø50mm Poles



Tool-less adjustment of ceiling drop
 In 25mm increments

BT7851
Adjustable Drop Ceiling Mount
 for Ø50mm Poles



System 2: Specialist Pole Mounts



Fits 'C' & 'Z' section purlin with a minimum height of 95mm

BT7012
Purlin Mount
for Ø50mm Poles

Max Load	Tilt	QR Code
140kg	45°	



Adjustable clamp width
80mm -250mm

BT7017
I-Beam / Girder Mount
for Ø50mm Poles


Max Load	Tilt	QR Code
140kg	36°	



Truss compatibility:
Ø42mm - Ø50mm

BT7825
Truss Mount
for Ø50mm Poles

Max Load Single Screen	Max Load Back-to-Back	QR Code
70kg	150kg	



Ideal for floor-to-wall or
Ceiling-to-wall installations

BT7831
Wall Mounting Bracket
for Ø50mm Poles

Max Load	QR Code
150kg	



System 2 Ceiling Mounts

	BT7822	BT7807	BT7808	BT7851	BT7012	BT7017	BT7825	BT7831
Max load	150kg	200kg	140kg	100kg	140kg	140kg	70kg	150kg
Tilt	N/A	N/A	+90°	N/A	+45°	+/-36°	N/A	N/A
Ceiling	<input checked="" type="checkbox"/>	<input checked="" type="checkbox"/>	<input checked="" type="checkbox"/>	<input checked="" type="checkbox"/>	<input checked="" type="checkbox"/>	<input checked="" type="checkbox"/>	<input checked="" type="checkbox"/>	N/A
Floor	<input checked="" type="checkbox"/>	<input checked="" type="checkbox"/>	N/A	N/A	N/A	N/A	N/A	N/A
Wall	N/A	N/A	<input checked="" type="checkbox"/>	N/A	N/A	N/A	N/A	<input checked="" type="checkbox"/>
Specs	Plate Dims: Ø150mm	Plate Dims: 426 x 150mm	Plate Dims: 200 x 71mm	Ceiling Drop: 600-1000mm	Fits Purlins: 'C' & 'Z' sections	Clamp Width: 80mm - 250mm	Truss compatibility: Ø42 - Ø50mm	Distance from Wall 145mm
Colour options	<input checked="" type="checkbox"/>	<input checked="" type="checkbox"/>	<input checked="" type="checkbox"/>	<input checked="" type="checkbox"/>	N/A	N/A	N/A	N/A



Fixes onto the back of a B-Tech flat screen mount or AV accessory

BT7052
Ø50mm Accessory Collar



Ideal for retro-fitting AV Accessories onto System 2 Ø50mm poles

BT7841
Ø50mm 2-Piece Accessory Collar



Use collars to pole mount System X rails

BT7051
Ø50mm Heavy Duty Accessory Collar



Adds swivel to the attached bottom pole

BT7852
Swivel Adaptor for Ø50mm Poles

Max Load	Swivel	
70kg	360°	



Suitable for vertical columns with circumferences between 140mm - 750mm
No drilling required

BT7832
Column / Pillar Clamp

Use with a collar compatible flat screen mount

Max Load	
50kg	






Suitable for both internal & external corner pole mounting

BT7833 Corner Wall Mounting Bracket for Ø50mm Poles

Max Load	
3kg	



BT7056 Floor Fixing Kit for Ø50mm Poles



BT7055 Ceiling Finishing Ring for Ø50mm Poles



BT7057 End Ring for Ø50mm Poles



System 2 Flat Screen Mount

The following AV mounts attach directly to the bottom of System 2 Poles



Suitable for ceiling or floor mounting

BT7551 Flat Screen Ceiling/ Desk Mount with Tilt & Swivel for Ø50mm Poles

Recommended Max Screen	Max Load	Max VESA	Tilt	Swivel	Rotation	
32" 81cm	23kg	100	15° 90°	360°	360°	





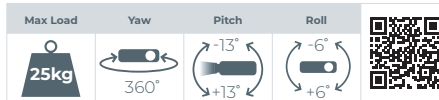
Suitable for dome cameras with fixings between 63.5mm -103.5mm

BT6010 Security Dome Camera Mount for Ø50mm Poles



Suitable for projectors with fixings up to 370mm

BT899 Projector Mount with Micro-Adjustment



Suitable for projectors with fixings up to 493.5mm

BT899XL XL Projector Mount with Micro-Adjustment



Suitable for XL projectors with fixings up to 873mm

BT893 Heavy Duty Projector Mount with Micro-Adjustment



Floor Stand Components



Provided as individual components, floor stands can be designed and assembled to precisely meet your specific installation needs.

B-Tech floor stands offer versatility with options for either Ø50mm floor poles or stylish aluminium columns designed to accommodate displays up to 75". The slim, low-profile bases are equipped with non-marking rubber feet, convenient grab handles for easy handling, and a cover plate for enhanced aesthetics. Mount your screen at any height along the pole or column, and B-Tech accessories such as AV shelves and video bar mounting plates can be seamlessly attached to the uprights.

To custom-build a floor stand, start by selecting a suitable base based on the screen and installation location. Then, add a pole (available in three heights) or a 1.8m column (offered in three colours). Choose an appropriate screen interface from B-Tech's wide range of flat-screen mounts. Finally, include component shelves or other accessories as needed. A joining plate is also available for those looking to integrate System X mounting rails and interface arms onto the stand.

For complete product specifications, including technical drawings & colour options, scan the QR code for each product to view the online page.

Key Features

- Low-profile floor bases designed for use with single or twin B-Tech floor stand poles or BT8381 columns
- Screen interface kits & accessories are all available separately
- Compatible with B-Tech's System X & System 2 ranges to create a variety of flat-screen floor stands
- Heavy-duty bases made from 6mm thick steel construction
- Non-marking rubber feet
- Grab handles allow for easy handling
- Cover plate hides grab handles for a tidy finish
- Accessorise stands with AV shelves & video bar mounts
- Integrated cable management for a tidy finish



Landscape & Portrait Mounting



Accessorise with AV Components



Twin Screen Mounting



Customised Flat Screen Floor Stands

Step 1

Choose A Base

Base Covers for Poles



BT4002-SPC

BT4002-TPC

Bases



BT4000



BT4001



BT4002

Base Covers for Columns



BT4002-SCC

BT4002-TCC

Fixed Floor Bases



BT8380-AFB

BT8381-FFB

BT8380-RFB

Step 2

Choose A Pole

050mm Poles

BT4107 (0.75m)
BT4116 (1.6m)
BT4118 (1.8m)



Columns



BT8381 (1.8m)



Step 3

Choose An Adaptor

Tilt Adaptor



BT7027

Collar



BT7052



BT7841

Sliding Nuts



BT6174

Joining Kit



BT8381-JPS

Create a custom floor stand in 4 simple steps

B-Tech's flat screen floor stand & trolley components are available individually & can be used to create custom installations to suit any application.

View the complete range online...



Step 4 Choose A Screen Mount

Standard Screen Mounts



BT7510


BT7511

BT7518



BT7523


BT7532



BT8441

BT8431

BT7550



BT8442

BT8432

BT9903

Shelves & Video Bar Mounts



BT7871 - BT7878

BT7866

BT7863



BT7032

BT7033


BT7865

Shelf Arm



BT8390-SA

Mounting Rails

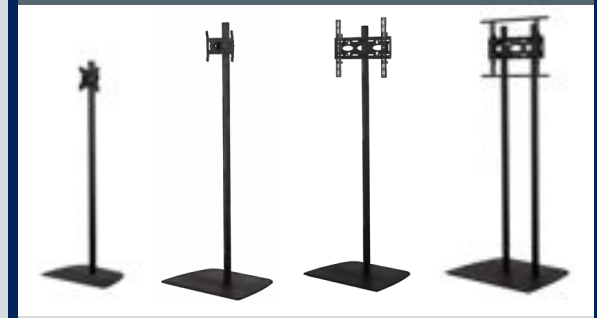


BT8390-050 (0.5m)
BT8390-070 (0.7m)
BT8390-100 (1m)
BT8390-150 (1.5m)

BT8390

Complete Floor Stand Solutions

Pole Solutions



BT8570

BT8571

BT8572

BT8573

Column Solutions



BT8581

BT8582

BT8583



BT8581

BT8582

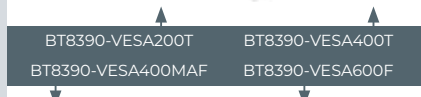
BT8583

Screen Interface Arms



BT8390-VESA200F

BT8390-VESA400F



BT8390-VESA200T

BT8390-VESA400T

BT8390-VESA400MAF


BT8390-VESA600F



BT8390-VESA400MAP

BT8390-VESA800F

Screen Enclosures



BT8390-RCL



BT8390-RCP

- **BT4000**
Small Floor Base
for use with a Ø50mm Floor Stand Pole

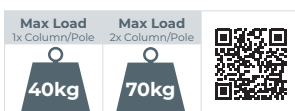


Max load when used with a BT4116 pole

- **BT4001**
Medium Floor Base
for use with a BT8381 Column or a Ø50mm Floor Stand Pole




- **BT4002**
Large Floor Base
for use with BT8381 Columns or a Ø50mm Floor Stand Poles



with a single column or pole

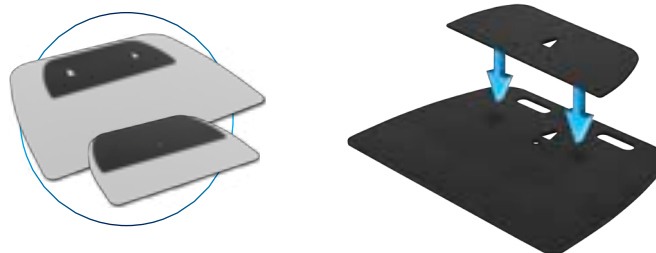
with twin columns or poles

- **BT8381-FFB**
Fixed Floor Base
for use with a BT8381 Column



Cover Plates

for use with BT4000/BT4001/BT4002 Bases



- Hides unused fixing holes & handles
- Order according to your preference for poles or columns and whether it is a single or double installation
- **BT4002-SPC** for use when installing a single pole to a base
- **BT4002-SCC** for use when installing a single column to a base
- **BT4002-TPC** for use when installing twin poles to a base
- **BT4002-TCC** for use when installing twin columns to a base
- Designed for use with B-Tech's BT4000*, BT4001 & BT4002 bases
- Supplied with double sided adhesive tape to fix the cover plates

Choose the cover plate to suit your installation

Floor Base	What verticals are you fitting to the base?			
	Single Pole	Single Column	Twin Poles	Twin Columns
BT4000	BT4002-SPC	X	X	X
BT4001	BT4002-SPC	BT4002-SCC	X	X
BT4002	BT4002-SPC	BT4002-SCC	BT4002-TPC	BT4002-TCC

Floor Bases

Model Number	Mounting	Max Load	Dimensions	No. Poles	No. Columns
BT4000	Freestanding	8kg	W.580mm x D.400mm	1	N/A
BT4001	Freestanding	35kg	W.700mm x D.515mm	1	1
BT4002	Freestanding	70kg	W.800mm x D.600mm	1 or 2	1 or 2
BT8381-FFB	Bolt-Down	50kg	W.220mm x D.160mm	N/A	1

Ø50mm Floor Stand Poles





BT4107 (0.75m)



BT4116 (1.6m)



BT4118 (1.8m)



BT8381 Vertical Support Column (1.8m)



Mounting Accessories

BT7052 Ø50mm Accessory Collar




BT7841 Ø50mm 2-Piece Accessory Collar

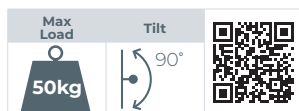


Collars attach B-Tech Mounts to Poles (BT4107 / BT4116 / BT4118)

BT7027 Tilting Adaptor Plate for Ø50mm Poles




Ideal for low level stands



BT8381-JPS Rail-To-Column Joining Plate



Attaches a BT8390 Rail to a BT8381 Column



SYSTEM V™

Ø38mm Components & Ceiling Mounts for Security Systems



The System V Range of mounting solutions is a specialist range of products designed to install security cameras & CCTV systems into public spaces such as retail, transportation, corporate, government & leisure environments.

System V is a collection of mounting components designed around the use of Ø38mm poles, available in three lengths (*that can also be joined together using a pole joiner*) to install dome cameras & flat screens from the ceiling. The components encompass ceiling mounts, poles, a collar for affixing screen mounts, camera mounting plates catering to small to large dome cameras, and a 1.5" threaded adaptor compatible with equipment adhering to the NPT standard. Additionally, an adaptor is available to incorporate ceiling mounts from B-Tech's versatile System 2 range, facilitating CCTV installations that necessitate specialised mounts for I-Beams, Purlins, and Truss systems.

For convenience complete mounting solutions are also available to order - *See page 146.*



**Mount CCTV
Dome Cameras**



**Use Collars to attach
Flat Screen Mounts**



**Build to your
requirements**



Step 1

Choose A Pole Mount

Ceiling Mounts



BT5925



BT5920



BT5921



BT5922

Ceiling Mount Adaptor



BT5950

SYSTEM 2™

BT7825

Truss Clamp



BT7012

Purlin Mount



Step 2

Choose A Pole

Ø38mm Poles



Finishing Ring



BT5953

BT5935-100 (1m)

BT5935-200 (2m)

BT5935-300 (3m)

Pole Joiners



Join x2 **BT5935**
Ø38mm Poles to
extend the drop of
System V installations



BT5923

Create a custom pole mounted solution in 4 simple steps

The **System V** range is a component based system based around the use of $\varnothing 38\text{mm}$ poles. For greater flexibility & convenience, components are supplied individually & can be used to create custom installations to suit any application.

Step 3

Choose A Collar Or Mount

$\varnothing 38\text{mm}$ Double Collar



BT5952

Security Camera Mounts



BT5909



BT5910



BT5911

NPT Adaptor



Attaches a NPT 1.5" Security Camera to a System V Pole

BT5951

Step 4

Choose Screen Interface Kit

Flat Screen Mounts



BT7510



BT7511



BT7523



BT7518




BT7532

Complete Kits

Off-The-Shelf Kits

Flat Screen Mounts




BT5960

BT5961

BT5962

BT5963

BT5964



BT5965

BT5970

BT5971

BT5972

BT5920

Fixed Ceiling Mount

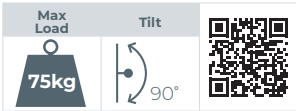
for use with **BT5935** Ø38mm Poles



BT5921

Ceiling Mount with Tilt

Tilt suitable for mounting on angled ceilings or walls



BT5922

Girder / Purlin Mount

Adjustable clamp suitable for:
I-beams (w: 65 - 267mm)
C-section, Z section,
Sigma-section Purlins (w: 50 - 230.5mm)



BT5925

Adjustable Drop Ceiling Mount




BT5935

Ø38mm Pole



Fits easily to other **System V** Components such as **BT5920 Ceiling Mount** & **BT5910 Camera Mount**



Available in 3 pole lengths

BT5935-100	1m Pole
BT5935-200	2m Pole
BT5935-300	3m Pole



System V Pole Joiner

Join x2 **BT5935** Ø38mm Poles to extend the drop of a **System V** installation

BT5923

Internal Pole Joiner
 for use with **BT5935**
 Ø38mm Poles



System V Ceiling Mounts

Model Number	Total Max Weight	Max Load Mounting On 1 Side Of Pole	Tilt	Dimensions
BT5920	75kg	N/A	N/A	Ø120 x 103mm
BT5921	75kg	25kg*	90°	150 x 70 x 63.5mm
BT5922	70kg	40kg*	90°	330 x 151 x 80mm
BT5925	25kg	25kg*	N/A	Ø120 x 833-1472mm

*Max load if mounting on only one side of the pole. Max load of ceiling mount increases when mounting on both sides or the bottom of the pole.

BT5909
Small Dome Security Camera Mount
 for use with **BT5935** Ø38mm Poles



BT5910
Dome Security Camera Mount
 for use with **BT5935** Ø38mm Poles



BT5911
Large Dome Security Camera Mount
 for use with **BT5935** Ø38mm Poles



System V Camera Mounts

Model Number	Max Load	Camera Fixings Dimensions	Plate Diameter
BT5909	5kg	51mm - 90mm	120mm
BT5910	5kg	51mm - 127.5mm	144mm
BT5911	5kg	51mm - 251.5mm	268mm

■ Small ■ Medium ■ Large

System V Mounting Accessories

BT5952
Accessory Collar
 for use with **BT5935** Ø38mm Poles



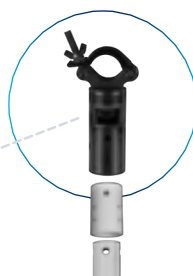
Attach a range of B-Tech Screen Mounts to a System V Pole

BT5951
NPT Adaptor for use with **BT5935** Ø38mm Poles



Attach an NPT 1.5" (38mm) Security Camera to a System V Pole

BT5950
Ø38mm Pole Adaptor
 to allow the use of **System 2**
Ø50mm Ceiling Mounts to
System V Poles



BT7825
 Truss Clamp

BT5953
Pole Ring for use with **BT5935** Ø38mm Poles



Surveillance & Security Mounting Solutions



Complete mounting solutions designed to seamlessly install security cameras, flat screens, and CCTV systems in various public spaces, including retail, transportation, corporate, government, and leisure environments.

Constructed using System V components, we have created a range of ready-made ceiling mount kits designed to cover some of our most popular installations. These kits offer options for pole mounting single dome cameras, a small to medium-sized flat screen, or a combination of both camera and screen. Tailored for use with System V's Ø38mm poles, these solutions are available in two lengths, utilising either a one or two-meter pole.

for a more custom approach, individual components within the System V range are available (*see page 140*). Poles can be joined together for an extended ceiling drop, and an adaptor is offered to enable the use of these components with B-Tech's versatile System 2 range. This flexibility allows CCTV installations onto I-Beams, Purlins, and Truss systems.

for complete product specifications, including technical drawings & colour options, scan each product's QR code to view the online page.

Key Features

- Complete mounting kits to mount a dome security camera, a screen or both from the ceiling
- Available in a choice of two different drop lengths
- Multiple grub screws allow micro-adjustment of the pole to ensure a perfectly angled drop
- Safety bolts ensure pole & camera mount are securely joined for a safe installation
- Includes cover plates for a smart installation
- Integrated cable management allows cables to pass through the centre of the pole
- Components are also available to order individually



**Dome Camera
Ceiling Mounts**



**Flat Screen
Ceiling Mounts**



**Camera & Screen
Ceiling Mounts**



Camera & Screen Ceiling Mounts

■ **BT5960**
CCTV Ceiling Mount
for small - medium
Dome Security Cameras



Available in 2 pole lengths


- BT5960-FD100 1m Pole
- BT5960-FD200 2m Pole

Adjustable Drop

- BT5960-AD 833-1472mm



■ **BT5961**
CCTV Ceiling Mount
for large Dome
Security Cameras



Available in 2 pole lengths

- BT5961-FD100 1m Pole
- BT5961-FD200 2m Pole

Adjustable Drop

- BT5961-AD 833-1472mm



■ **BT5965**
CCTV Ceiling Mount
with NPT Adaptor



Available in 2 pole lengths

- BT5965-FD100 1m Pole
- BT5965-FD200 2m Pole

Adjustable Drop

- BT5965-AD 833-1472mm



Flat Screen & Dome Camera Ceiling Mounting Kit

■ **BT5962**
CCTV Ceiling Mount
Mounts a Flat Screen
& Dome Camera



Available in 2 pole lengths

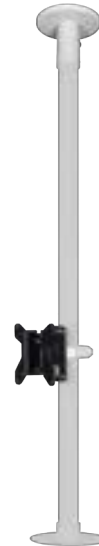
- BT5962-FD100 1m Pole
- BT5962-FD200 2m Pole

Adjustable Drop

- BT5962-AD 833-1472mm



■ **BT5963**
CCTV Ceiling Mount
Mounts a Flat Screen
with tilt & Dome Camera



Available in 2 pole lengths

- BT5963-FD100 1m Pole
- BT5963-FD200 2m Pole

Adjustable Drop

- BT5963-AD 833-1472mm



■ **BT5964**
CCTV Ceiling Mount
Mounts a Flat Screen
with tilt & Dome Camera



Available in 2 pole lengths

- BT5964-FD100 1m Pole
- BT5964-FD200 2m Pole

Adjustable Drop

- BT5964-AD 833-1472mm



BT5970
Flat Screen
Ceiling Mount
for VESA 100 Screens



Available in 2 pole lengths

BT5970-FD100 1m Pole

BT5970-FD200 2m Pole

Adjustable Drop

BT5970-AD 833-1472mm

Recommended Max Screen	Max Load	Max VESA
28" (71cm)	20kg	100



BT5971
Flat Screen
Ceiling Mount with Tilt
for VESA 100 Screens



Available in 2 pole lengths


BT5971-FD100 1m Pole

BT5971-FD200 2m Pole


Adjustable Drop

BT5971-AD 833-1472mm

Recommended Max Screen	Max Load	Max VESA	Tilt
28" (71cm)	20kg	100	10° / 17°



BT5972
Flat Screen
Ceiling Mount with Tilt
for VESA 200 Screens



Available in 2 pole lengths


BT5972-FD100 1m Pole

BT5972-FD200 2m Pole

Adjustable Drop

BT5972-AD 833-1472mm

Recommended Max Screen	Max Load	Max VESA	Tilt
47" (120cm)	40kg	200	15°



Surveillance & Security Mounting Solutions

Model Number	Mount	Max Camera Weight	Camera Fixings	Max Screen Weight	Screen VESA	Recommended Screen Size	Screen Tilt	Ceiling Drop
BT5960-FD	Camera	5kg	51.5mm - 127.5mm	N/A	N/A	N/A	N/A	1m / 2m
BT5960-AD	Camera	5kg	51.5mm - 127.5mm	N/A	N/A	N/A	N/A	833-1472mm
BT5961-FD	Camera	5kg	51.5mm - 251.5mm	N/A	N/A	N/A	N/A	1m / 2m
BT5961-AD	Camera	5kg	51.5mm - 251.5mm	N/A	N/A	N/A	N/A	833-1472mm
BT5962-FD	Camera & Screen	5kg	51.5mm - 127.5mm	20kg	100	10"-28"	N/A	1m / 2m
BT5962-AD	Camera & Screen	5kg	51.5mm - 127.5mm	20kg	100	10"-28"	N/A	833-1472mm
BT5963-FD	Camera & Screen	5kg	51.5mm - 127.5mm	20kg	100	10"-28"	+17°-10°	1m / 2m
BT5963-AD	Camera & Screen	5kg	51.5mm - 127.5mm	20kg	100	10"-28"	+17°-10°	833-1472mm
BT5964-FD	Camera & Screen	5kg	51.5mm - 127.5mm	25kg	200	22"-47"	+/-40°	1m / 2m
BT5964-AD	Camera & Screen	5kg	51.5mm - 127.5mm	25kg	200	22"-47"	+/-40°	833-1472mm
BT5965-FD	Camera	25kg	NPT (1.5")	N/A	N/A	N/A	N/A	1m / 2m
BT5965-AD	Camera	25kg	NPT (1.5")	N/A	N/A	N/A	N/A	833-1472mm
BT5970-FD	Screen	N/A	N/A	20kg	100	10"-28"	N/A	1m / 2m
BT5970-AD	Screen	N/A	N/A	20kg	100	10"-28"	N/A	833-1472mm
BT5971-FD	Screen	N/A	N/A	20kg	100	10"-28"	+17°-10°	1m / 2m
BT5971-AD	Screen	N/A	N/A	20kg	100	10"-28"	+17°-10°	833-1472mm
BT5972-FD	Screen	N/A	N/A	25kg	200	22"-47"	+/-40°	1m / 2m
BT5972-AD	Screen	N/A	N/A	25kg	200	22"-47"	+/-40°	833-1472mm

	Product Code	Page Number
●	BT15	100
●	BT332	100
●	BT4000	138
●	BT4001	138
●	BT4002	138
●	BT4002SCC	138
●	BT4002-SPC	138
●	BT4002-TCC	138
●	BT4002-TPC	138
●	BT4107	139
●	BT4116	139
●	BT4118	139
●	BT5909	145
●	BT5910	145
●	BT5911	145
●	BT5920	144
●	BT5921	144
●	BT5922	144
●	BT5923	144
●	BT5925	144
●	BT5935	144
●	BT5950	145
●	BT5951	145
●	BT5952	145
●	BT5953	145
●	BT5960-FD	148
●	BT5960-AD	148
●	BT5961-FD	148
●	BT5961-AD	148
●	BT5962-FD	148
●	BT5962-AD	148
●	BT5963-FD	148
●	BT5963-AD	148
●	BT5964-FD	148
●	BT5964-AD	148
●	BT5965-FD	148
●	BT5965-AD	148
●	BT5970-FD	149
●	BT5970-AD	149
●	BT5971-FD	149

	Product Code	Page Number
●	BT5971-AD	149
●	BT5972-FD	149
●	BT5972-AD	149
●	BT6010	133
●	BT604	101
●	BT606	101
●	BT608	101
●	BT7000	45
●	BT7001	45
●	BT7002	45
●	BT7003	44
●	BT7004	44
●	BT7012	130
●	BT7017	130
●	BT7027	139
●	BT7031	89
●	BT7032	89
●	BT7033	88
●	BT7034	86
●	BT7051	131
●	BT7052	131, 139
●	BT7055	132
●	BT7056	132
●	BT7057	132
●	BT7104	44
●	BT7351	63
●	BT7352	63
●	BT7353	63
●	BT7371	64
●	BT7372	64
●	BT7373	64
●	BT7374	64
●	BT7383	65
●	BT7384	65
●	BT7399	65
●	BT7502	57
●	BT7504	69
●	BT7510	48
●	BT7511	48
●	BT7512	48

	Product Code	Page Number
●	BT7513	48
●	BT7514	51
●	BT7515	51
●	BT7518	48
●	BT7523	50
●	BT7532	50
●	BT7540	57
●	BT7542	57
●	BT7550	43
●	BT7550-SF2	68
●	BT7551	132
●	BT7553	59, 63
●	BT7564	57
●	BT7565	57
●	BT7592	49
●	BT7593	49
●	BT7594	49
●	BT77	100
●	BT7780	87
●	BT7807	129
●	BT7808	129
●	BT7822	129
●	BT7823	128
●	BT7824	128
●	BT7825	130
●	BT7831	130
●	BT7832	131
●	BT7833	132
●	BT7841	131, 139
●	BT7850	128
●	BT7851	129
●	BT7852	131
●	BT7853	128
●	BT7863	88
●	BT7865	89
●	BT7866	88
●	BT7871	92
●	BT7873	92
●	BT7874	92
●	BT7875	88, 92

	Product Code	Page Number
●	BT7876	92
●	BT7877	93
●	BT7878	88, 93
●	BT7879	93
●	BT7883	86
●	BT7883-TRAY	86
●	BT7884	78
●	BT7884-TRAY	78
●	BT7885	86
●	BT7885-TRAY	86
●	BT7888	87
●	BT7889	87
●	BT8200	50
●	BT8225	55
●	BT8226	54
●	BT8228	56
●	BT8301	31
●	BT8309	31
●	BT8310XL	31
●	BT8312	30
●	BT8322	43
●	BT8325	44
●	BT8326	44
●	BT8327	44
●	BT8330	22
●	BT8331	22
●	BT8332	22
●	BT8333	22
●	BT8340	23
●	BT8341	23
●	BT8342	23
●	BT8343	23
●	BT8370	24
●	BT8371	24
●	BT8372	24
●	BT8373	25
●	BT8374	25
●	BT8375	25
●	BT8376	25
●	BT8377	24

Product Code	Page Number	Product Code	Page Number	Product Code	Page Number	Product Code	Page Number
● BT8380	115	● BT83LAEC015-B	37	● BT8566	68	● BT9350	35
● BT8380-AFB	116	● BT83LAEC015-M	37	● BT8568	70	● BT9351	35
● BT8380-BASE	116	● BT83LAEC015-S	37	● BT8569	70	● BT9352	35
● BT8380-CASTORS	116	● BT83LG163-B	37	● BT856-FEET	68	● BT9370	34
● BT8380-CFK	115	● BT83LG163-M	37	● BT8570	72	● BT9370-SAM110	36
● BT8380-EXTV	115	● BT83LG163-S	37	● BT8571	72	● BT9370-SAM146	36
● BT8380-FBFK	119	● BT83LG171-B	37	● BT8572	72	● BT9371	34
● BT8380-FFB	116	● BT83LG171-M	37	● BT8573	72	● BT9372	34
● BT8380-FFT	119	● BT83LG171-S	37	● BT8577	44	● BT9373	35
● BT8380-FSB	116	● BT8415	75	● BT8581	72	● BT9375	35
● BT8380-JPK	115	● BT8416	75	● BT8582	72	● BT9376	35
● BT8380-JPT	115	● BT8420	59	● BT8583	72	● BT9377	35
● BT8380-RFB	116	● BT8421	52	● BT8587	44	● BT9901	56
● BT8380-SHB	116	● BT8422	55	● BT8590	68	● BT9903	56
● BT8380-WTB	119	● BT8424	59	● BT8700	78	● BT9910	56
● BT8381	139	● BT8426	60	● BT8701	78	● BT9920	42
● BT8381-FFB	138	● BT8427	60	● BT8702	78	● BT9921	42
● BT8381-JPS	139	● BT8428	60	● BT8703	79	● BT9922	42
● BT8390	114	● BT8431	53	● BT8704	79	● BT9923	43
● BT8390-AAC	119	● BT8432	55	● BT8705	79	● BT9925	42
● BT8390-CMC	119	● BT8441	52	● BT8706	79	● BT9926	42
● BT8390-EXT	114	● BT8442	55	● BT8707	80	● BTF840	73
● BT8390-RCL	119	● BT8448	61	● BT8708	80	● BTF841	73
● BT8390-RCP	119	● BT8449	61	● BT8709	80	● BTF842	73
● BT8390-SA	89, 118	● BT8503	69	● BT8710	80	● BTF843	73
● BT8390-VESA1200F	118	● BT8504	69	● BT8711	81	● BTF845	75
● BT8390-VESA200F	117	● BT8506	69	● BT8712	81	● BTV500	50
● BT8390-VESA200T	117	● BT8511	74	● BT893	97, 133	● BTV501	50
● BT8390-VESA400F	117	● BT8514	74	● BT893-AD	97	● BTV502	50
● BT8390-VESA400MAF	117	● BT8516	74	● BT893-FD	97	● BTV503	51
● BT8390-VESA400MAP	117	● BT8517	74	● BT899	96, 133	● BTV504	51
● BT8390-VESA400T	117	● BT8518	74	● BT899-AD	96	● BTV510	52
● BT8390-VESA600F	118	● BT8521	75	● BT899-FD	96	● BTV511	52
● BT8390-VESA800F	118	● BT8528	74	● BT899XL	96, 133	● BTV513	53
● BT8390-WFK1	114	● BT8538	74	● BT899XL-AD	96	● BTV520	54
● BT8390-WFK2	114	● BT8540	71	● BT899XL-FD	96	● BTV521	54
● BT8390-WFK3	114	● BT8541	71	● BT9340	34	● BTV914	100
● BT8390-WFK4	114	● BT8558	70	● BT9342	34	● BTW075-4	79
● BT8390-WFK5	114	● BT8562	68	● BT9343	35		
● BT8390-WFK6	114	● BT8564	68	● BT9344	34		

Colour Key:

- New Product
- Updated Product
- Existing Product



Full Range Product Catalogue

2024 / 2025

United Kingdom
+44 (0)1327 300 787

uk@btechavmounts.com

Belgium
+32 (0)2 720 9271

europe@btechavmounts.com

Germany
+49 (0)3322 50 792 50

DACH@btechavmounts.com

Spain
+34 93 640 24 79

iberia@btechavmounts.com

Americas
+1 888 792 8188

americas@btechavmounts.com

MEAI
+65 3159 1604

meai@btechavmounts.com

Singapore
+65 3159 1604

apac@btechavmounts.com

China
(+86) 574 8810 3861

china@btechavmounts.com

South Korea
+82 (0) 2 862 3165

Korea@btechavmounts.com

Vietnam
+84 (0)24 3201 3418

vietnam@btechavmounts.com

For full details of all B-Tech offices, please visit www.btechavmounts.com/contact-us or scan here:



© 2023 December B-Tech AV Mounts Corporation Ltd., All rights reserved.

The information in this catalogue reflects the current technical specifications at the time of print. We reserve the right to change the technical or physical specifications without prior notice. System X, System 2 & System V are trademarks of December B-Tech AV Mounts Corporation Ltd., B-Tech AV Mounts, the B-Tech logo, Ventry & Mode-AL are all registered trademarks. All B-Tech images & symbols are exclusive property of B-Tech AV Mounts Corporation Ltd. All other brands & products are trademarks of their respective owners. B-Tech accept no liability for loss or damage caused by improper installation or mounting on unstable structures.
E&OE.

Disclaimer

B-Tech security fasteners are designed as a security deterrent only. B-Tech, B-Tech distributors & B-Tech resellers accept no liability for loss or resulting costs incurred from the theft, attempted theft or unauthorised removal of any item(s) mounted using B-Tech security fasteners. Security screw removal tools are widely available & all B-Tech security fasteners are intended as a deterrent to the opportunist thief only.

B-Tech AV Mounts is part of the



GLOBAL MOUNTS GROUP



Designed & Engineered
in the UK

www.globalmountsgroup.com

CA-2024-V1-201223-ENG

www.btechavmounts.com

info@btechavmounts.com